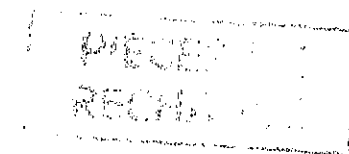


mann diesel

**Spare parts catalogue
Catalogue de pièces détachées
Ersatzteilkatalog
Catálogo de piezas de repuesto
Catalogo parti di ricambio**



302698

6.280 HE

We reserve the right to carry out at any time whatsoever, without notice and without the obligation to up-date this booklet, any modifications to parts or supplies of accessories as may be deemed necessary for technical or commercial reasons.
Reproduction, multiplication or translation in full or in part is not permitted without written authorisation.

Nous nous réservons le droit d'apporter, sans préavis ni obligation de mise à jour de ce catalogue, les modifications rendues nécessaires pour des raisons techniques ou commerciales.
Les reproductions ou traductions, même partielles, sont interdites sans autorisations écrite de notre part.

Wir behalten uns vor das Recht notwendige Aenderungen einzufuehren, ohne Voranzeige und ohne Verpflichtung diese Herausgabe auf den letzten Stand zu bringen.
Nachdruck, Vervielfaeltigung oder Uebersetzung, auch auszagsweise, ist ohne schriftliche Genehmigung nicht erlaubt.

Nos reservamos el derecho de aportar, sin previo aviso ni obligación de puesta al día de este catálogo, las modificaciones necesarias por razones técnicas o comerciales.
Las reproducciones o traducciones, incluso parciales, estan prohibidas sin autorización escrita de nuestra parte.

Ci riserviamo il diritto di apportare, senza preavviso e senza l'obbligo di aggiornare questa pubblicazione, le modifiche eventualmente necessarie per qualunque necessità tecnica o commerciale.
Riproduzione, anche parziale, vietata senza nostra autorizzazione scritta.

NANNI INDUSTRIES S.A.

Zone Industrielle - Avenue Marlotte - B.P. 107 - 33260 LA TESTE - FRANCE

TEL. NR. : (00.33) 56 54 13 59 - FAX. NR. : (00.33) 56 54 17 51

1. PREFACE

1.1 For technical reasons and for simplification, the illustrations in this catalogue are only by way of example.

2. GUIDE FOR CONSULTATION OF THE CATALOGUE

2.1. Identify in the table 00.00 «Table Index» the table to be consulted

2.2. Every table is composed of two pages.

An enlarged view of the articles is shown on the first page.

The tables giving part numbers, quantities relating to the engine and eventual observations are shown on the second page.

3. RULES FOR ORDERING

3.1 All orders must be written and sent to NANNIDIESEL, Spare Parts Dept., with the following references:

— Quantities requested

— Part no.

— Number of order, method of shipment, etc.

3.2 For urgent orders or in case of doubt, it is necessary to indicate the serial number and the year of production of the engine and as much useful information possible to identify the part.

4. GENERAL

4.1 Any queries concerning your orders of spare parts must bear the number and date of the order and/or the number of the sales invoice.

4.2. Any complaints regarding shipments must be presented within 8 days from receipt of the goods.

4.3. Any mistakes deriving from the transmission or incorrect interpretation of urgent orders taken by telephone, telegram or telex will be chargeable to the Distributor who passed the order.

1. PREFACE

1.1. Pour des raisons techniques et de simplicité les illustrations de ce catalogue sont seulement fournies à titre indicatif.

2. METHODE DE CONSULTATION DU CATALOGUE

2.1. Rechercher sur la page 00.00 «Index des planches» le numéro de la planche à consulter.

2.2. Chaque planche est composé de 2 pages.

La première page montre la vue éclatée des pièces.

La deuxième page donne les symboles, les quantités pour moteur ainsi que les observations éventuelles.

3. INSTRUCTIONS POUR COMMANDES DE PIÈCES

3.1. Toutes les commandes doivent être adressées à NANNIDIESEL avec les éléments suivants:

— Quantité demandée

— Code de la pièce

— Numéro de commande, mode d'expédition, etc.

3.2 Pour des commandes urgentes ou en cas de doute, il est nécessaire d'indiquer le numéro de série et l'année de fabrication du moteur ainsi que un maximum d'informations permettant d'identifier la pièce.

4. GENERALITES

4.1. Tout renseignement concernant votre commande de pièces détachées doit comporter le numéro et la date de la commande et/ou le numéro et la date de la facture de vente.

4.2. Toute réclamation concernant l'expédition doit être faite sous 8 jours à dater de la réception de la commande.

4.3. Toute erreur découlant de l'expédition ou d'une mauvaise interprétation d'une commande urgente enregistrée par téléphone, télégramme ou télex sera à la charge du distributeur qui a passé la commande.

1. VORREDE

1.1. Die Bilder dieses Katalogs sind nur indikativ.

2. LEITUNG FUER KATALOGKONSULTIERUNG

2.1. Suchen Sie auf Seite 00.00 «Tabelleverzeichnis» die benötigte Tabelle.

2.2. Jede Tabelle hat zwei Seiten.

Die erste Seite zeigt den vergrößerten Querschnitt der Teile.

Die zweite zeigt Katalognummer, Menge und eventuelle Bemerkungen.

3. ANWEISUNG FUER ERSATZTEILBESTELLUNGEN

3.1. Bestellungen bitte getippt adressiert an NANNIDIESEL, Ersatzteilabteilung, mit Angabe von:

— Quantität

— Ersatzteilkode

— Auftragsnummer, Versandweg usw.

3.2. Für dringende Bestellungen oder im Zweifelsfall, geben Sie immer Motornummer und Herstelljahr an und alle mögliche Informationen um den Teil zu identifizieren.

4. ALLGEMEINE

4.1. Jede Anfrage, die sich auf Ihre Ersatzteilbestellung bezieht, soll immer Bestellnummer, Bestelldatum und/oder Rechnungsnummer angeben.

4.2. Reklamationen die sich auf Sendungen beziehen, sollen max. 8 Tage nach Erhalt der Ware zugesandt werden.

4.3. Fehler, verursacht von nicht richtigen Daten, im Falle einer dringenden Bestellung per Telefon oder Fernschreiben, sind dem Vertreter, welcher den Auftrag erteilt hat, zuzuschreiben.

1. PREFACIO

1.1. Por razones técnicas y de simplicidad las ilustraciones de este catálogo se facilitan únicamente a título indicativo.

2. METODO DE CONSULTA DEL CATALOGO

2.1. Buscar en la página 00.00 «Índice de las láminas», el número de la lámina a consultar.

2.2. Cada lámina se compone de 2 páginas. La primera página muestra una vista del despiece. La segunda página da las referencias, las cantidades por motor así como las observaciones eventuales.

3. INSTRUCCIONES PARA PEDIR LAS PIEZAS

3.1. Todos los pedidos deben ser dirigidos a NANNIDIESEL con los elementos siguientes:

— Cantidad pedida

— Código de la piezas

— Número de pedido, forma de expedición etc.

3.2. Para pedidos urgentes o en caso de duda, es necesario indicar el número de serie del motor y el año de fabricación así como el máximo posible de información lo cual permita identificar las piezas.

4. GENERALIDADES

4.1. Toda información o todo dato acerca de su pedido de piezas de recambio debe llevar el número y la fecha de pedido y/o el número y la fecha de la factura de venta.

4.2. Toda reclamación relativa a la expedición debe ser realizada en los 8 días a contar desde la fecha de recepción del pedido.

4.3. Todo error procedente de la expedición o de la mala interpretación de un pedido urgente realizado por teléfono, telegrama o telex será a cargo del distribuidor que ha pasado dicho pedido.

1. PREFAZIONE

1.1. Per motivi tecnici e di semplificazione le illustrazioni del presente catalogo sono puramente indicative.

2. GUIDA PER LA CONSULTAZIONE DEL CATALOGO

2.1. Identificare nella tabella 00.00 «Indice delle tavole» la tabella da consultare.

2.2. Ogni tavola è composta da due facciate.

Sulla prima facciata è rappresentata la vista esplosa dei particolari.

Sulla seconda facciata sono rappresentate le tabelle con i codici di ordinazione, le quantità riferite al motore e le eventuali osservazioni.

3. NORME PER LE ORDINAZIONI.

3.1. Tutte le ordinazioni devono essere dattiloscritte ed inviate alla NANNIDIESEL — Servizio Ricambi — con i seguenti riferimenti:

— Quantità di richiesta

— Codice del pezzo

— Numero di ordine, modalità di spedizione, etc.

3.2. Per gli ordini urgenti o in caso di dubbio è necessario indicare il numero di matricola e l'anno di produzione del motore ed il maggiore numero di dati utili all'identificazione del ricambio.

4. GENERALITÀ

4.1. Ogni domanda di chiarimento riguardante Vostre ordinazioni di parti di ricambio deve indicare il numero e la data dell'ordine e/o il numero della fattura di vendita.

4.2. I reclami riguardanti le spedizioni devono essere presentati entro 8 giorni dalla data di ricevimento della merce.

4.3. Gli errori che deriveranno dalla trasmissione o interpretazione non esatta di dati, in caso di ordini urgenti a mezzo telefono, telegramma o telex, saranno imputabili al Concessionario che avrà trasmesso l'ordine.

DESCRIPTION	GROUP NO.	DESCRIPTION	GROUP NO.	DESCRIPTION	GROUP NO.
CRANK CASE /CYLINDERS	01.00	FRESH WATER PUMP	40.00	PANEL 2 INSTRUMENTS	75.08
OIL PAN - OIL PUMP	01.01	HEAT EXCHANGER EXH. MANIFOLD	46.00	PANEL 5 INSTRUMENTS	75.09
TIMING CASE	02.00	HEAT EXCHANGER EXH. MANIFOLD	46.01		
CYLINDER HEAD COVER	05.00			ELECTRIC STOP	76.00
CYLINDER HEAD	09.00	SEA WATER PUMP ASSY.	47.00	ELECTRIC'S	77.01
VALVES & SPRINGS	10.00	SEA WATER PUMP	47.01	FLY-WHEEL HOUSING	80.00
CAMSHAFT	11.01	OIL EXTRACTION PUMP	60.00	REVERSING GEAR	82.00
SPEED CONTROL	14.00			TOOLS GASKET SET	90.00
ENGINE STOP LEVER	14.02	STARTER MOTOR - SPARE PARTS	70.00	ENGINE MOUNT	91.00
GOVERNOR	14.03	ALTERNATOR ASSY. STD.	73.00	SPARE PARTS KIT	95.00
CRANKSHAFT PISTONS	15.00			SHAFT COUPLING 4"	96.00
CRANKSHAFT - MAIN BEARING	15.01			SHAFT COUPLING 5"	96.01
FLYWHEEL	17.00				
CAMSHAFT FUEL	20.01				
INJECTION & FUEL PUMP	21.00				
INJECTION LINES NOZZLES	22.00				
FUEL FILTER ASSY.	23.00				
AIR FILTER	30.00				

INDEX 00.00



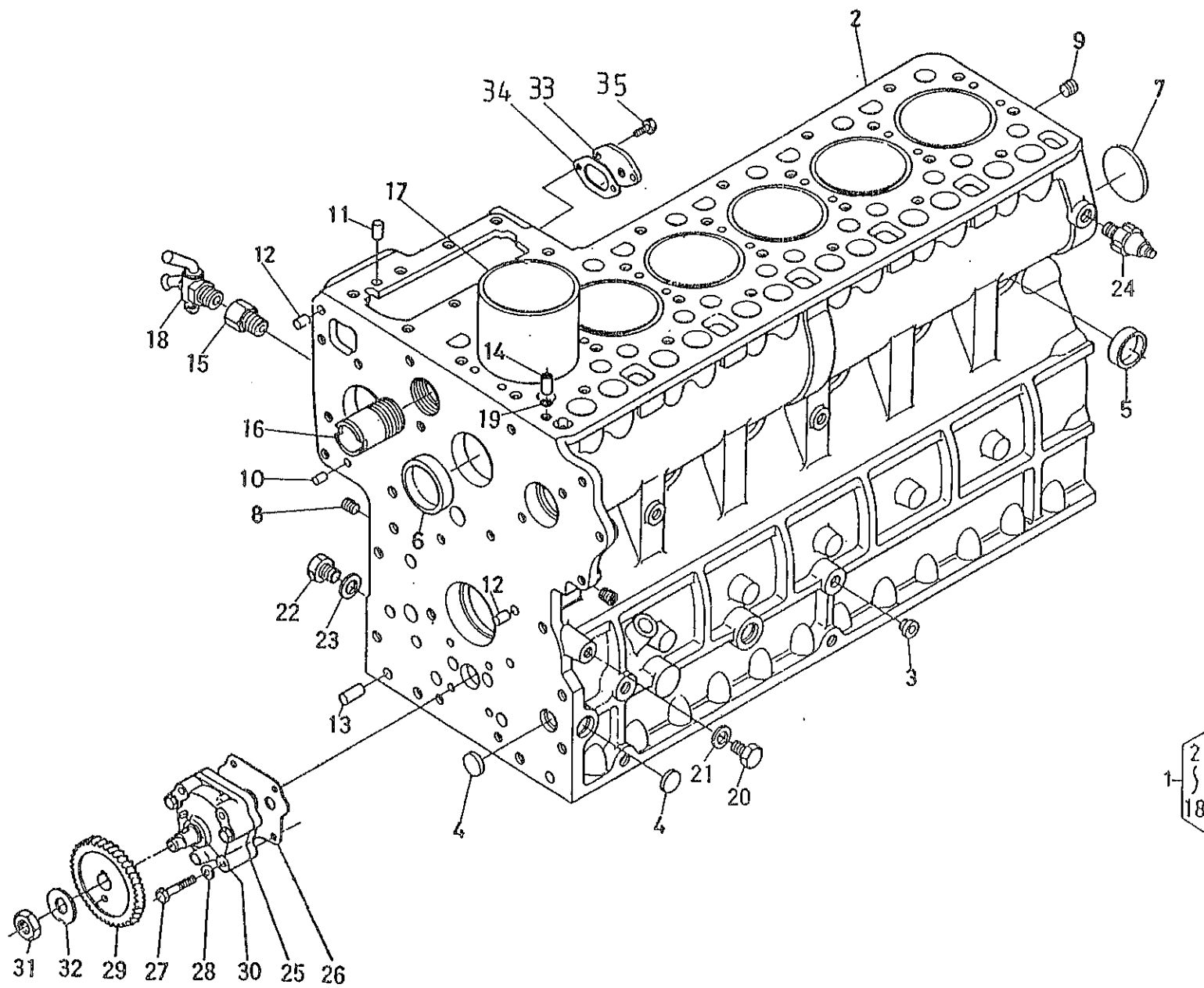
GROUP DESCRIPTION 00.00

PAGE 000018

DATE

01.00

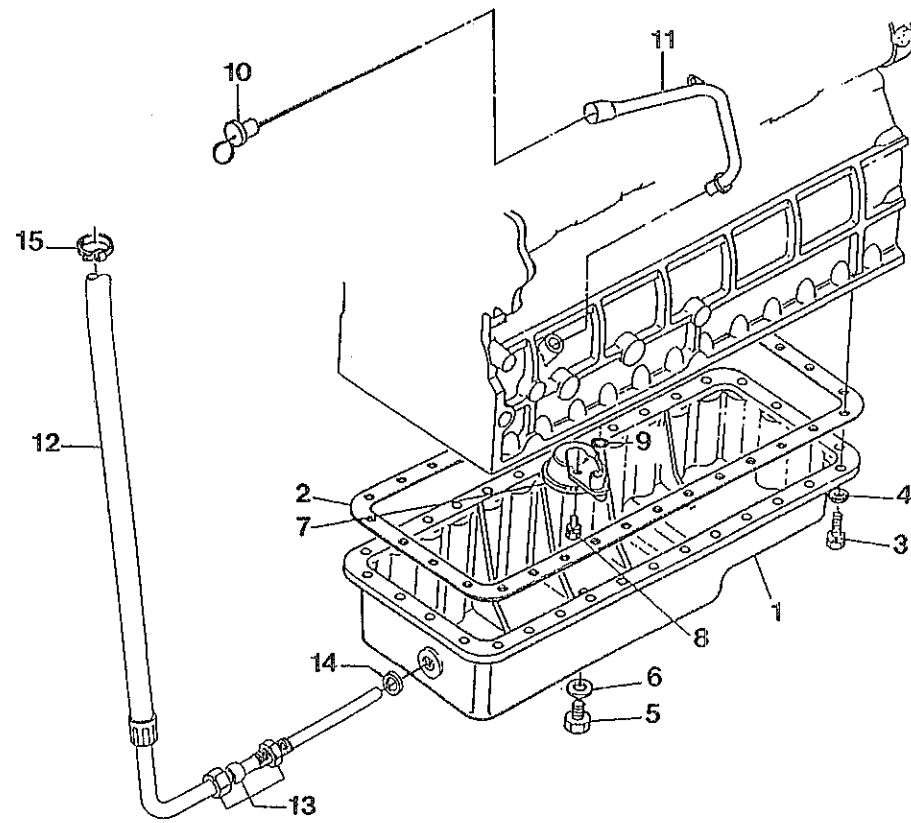
010018



1 } 2
18

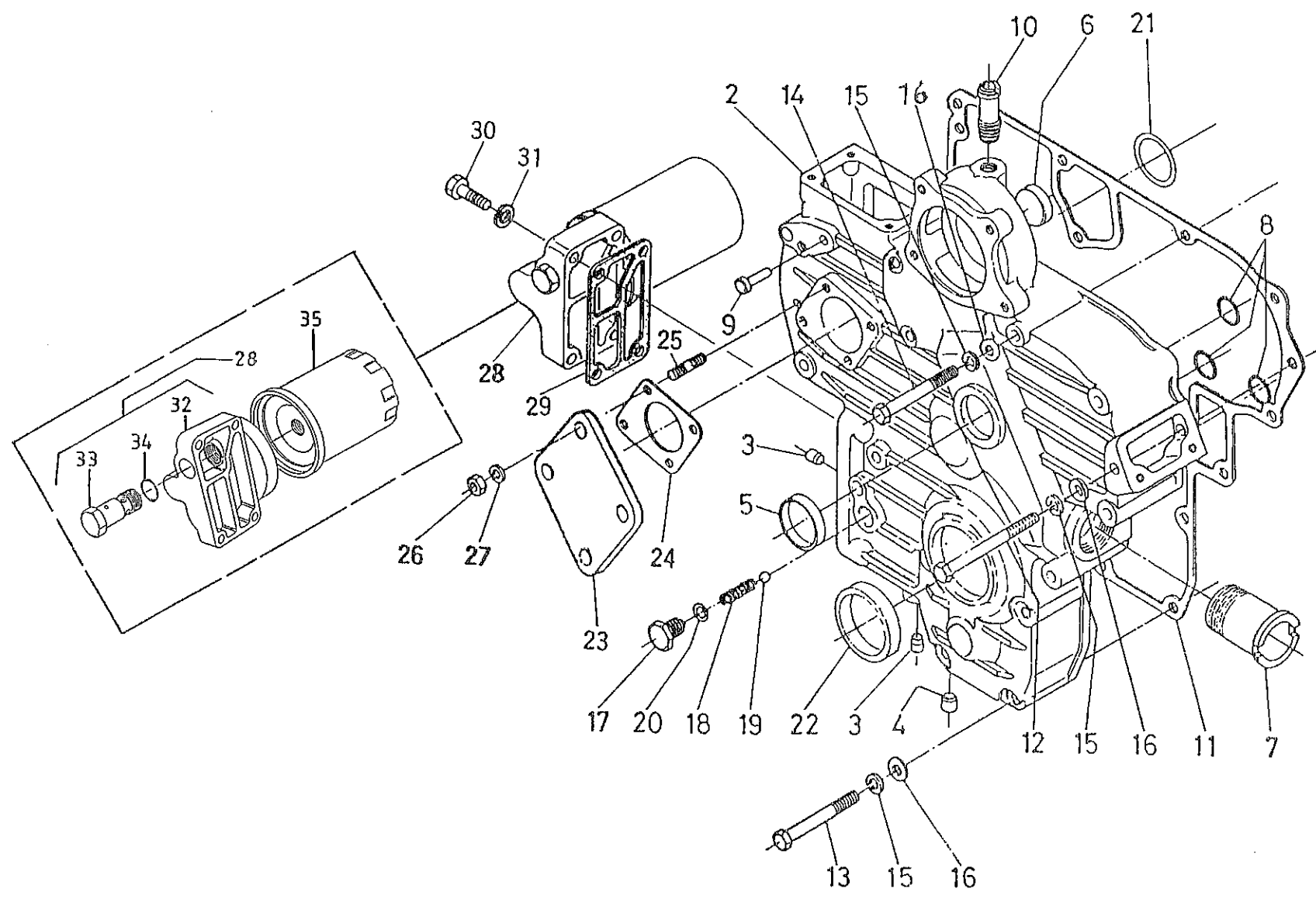
01.01

010118



02.00

020018



1 } 2
10

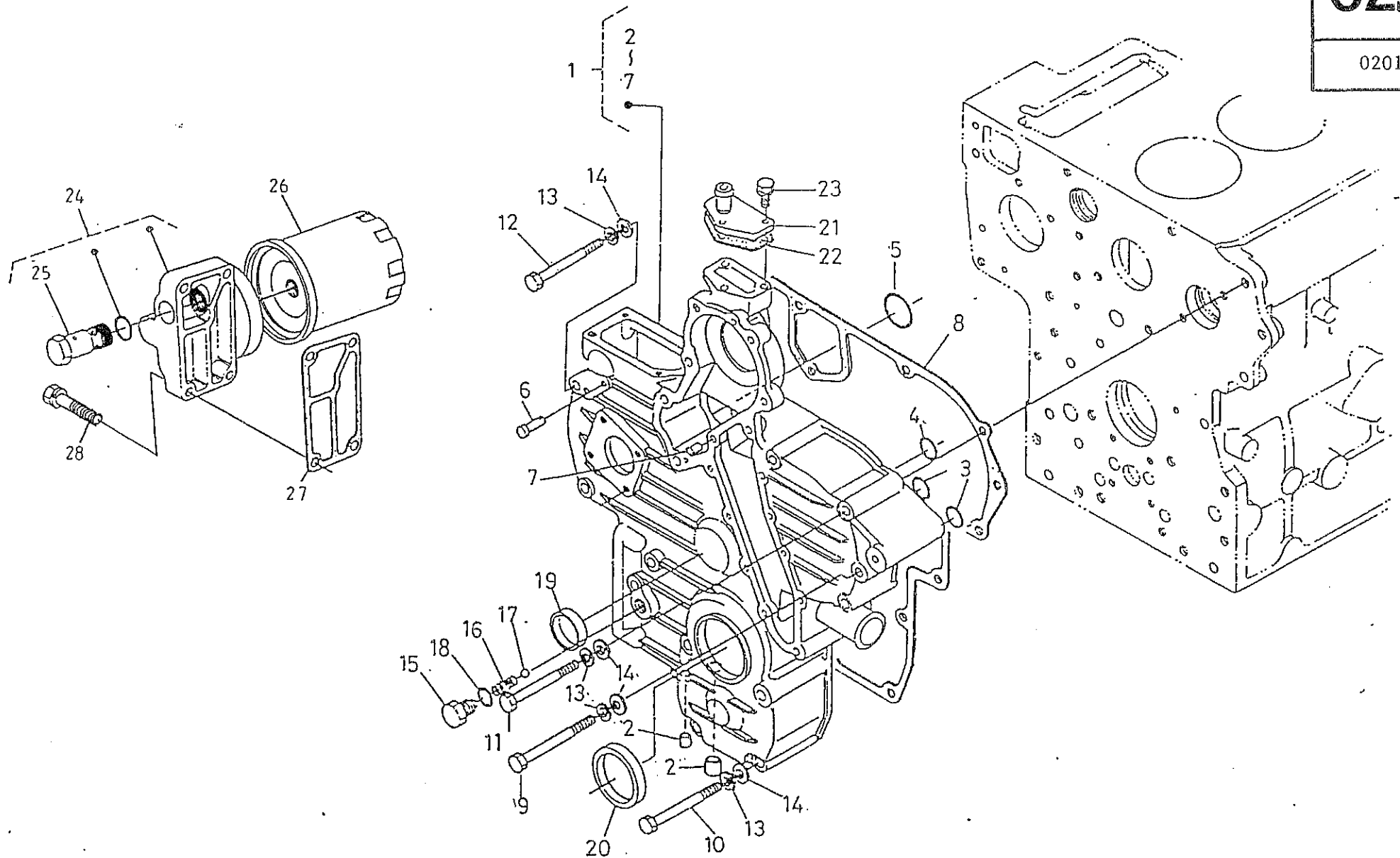
ITEM	PART.N	QTY	D E S C R I P T I O N	REMARKS	ITEM	PART.N	QTY	D E S C R I P T I O N	REMARKS
------	--------	-----	-----------------------	---------	------	--------	-----	-----------------------	---------

1	302944	1	COVER, TIMING CASE CPL.6.280	2 ~ 10	34	302696	1	O-RING	
			*	ORDER 1	35	603003	1	FILTER, ELEMENT OIL 4.180/90	
3	302945	2	PLUG, PIN						
4	150202	1	PLUG, PIN						
5	301938	1	CAP, FREEZE						
6	140904	1	CAP, FREEZE						
7	302946	1	PIPE, WATER 2						
8	493132	3	O-RING						
9	490204	1	PIN, TIMING COVER						
10	302119	1	PIPE, WATER RETURN 1						
11	302947	1	GASKET, TIMING CASE 6.280						
12	302948	1	BOLT, M 8X 85						
13	302949	10	BOLT						
14	302950	4	BOLT						
15	490904	15	WASHER, SPRING D 8						
16	301933	15	WASHER, PLAIN D 8						
17	302951	1	BOLT, SPRING RETAINER						
18	302952	1	SPRING						
19	302953	1	BEARING, BALL						
20	302954	1	O-RING						
21	302955	1	O-RING						
22	301976	1	SEAL, OIL						
23	490222	1	COVER, INJ. TIMING						
24	491736	1	GASKET						
25	490224	4	STUD						
26	151133	4	NUT, M 6						
27	490124	4	WASHER, SPRING D 6						
28	302956	1	COVER, OIL FILTER CPL.6.280						
29	302957	1	GASKET, COVER OIL FILTER						
30	302958	4	BOLT						
31	490904	4	WASHER, SPRING D 8						
			*	ORDER 28					
33	302695	1	VALVE, RELIEF CPL.						

! ENGINE TYPE !	! GROUP DESCRIPTION 02.00 !	! PAG. !
! 6.280HE !	! COVER TIMING CASE !	! 020018 !
! DATE !	! !	! !
! 10/10/89 !	! !	! !

02.01

020118

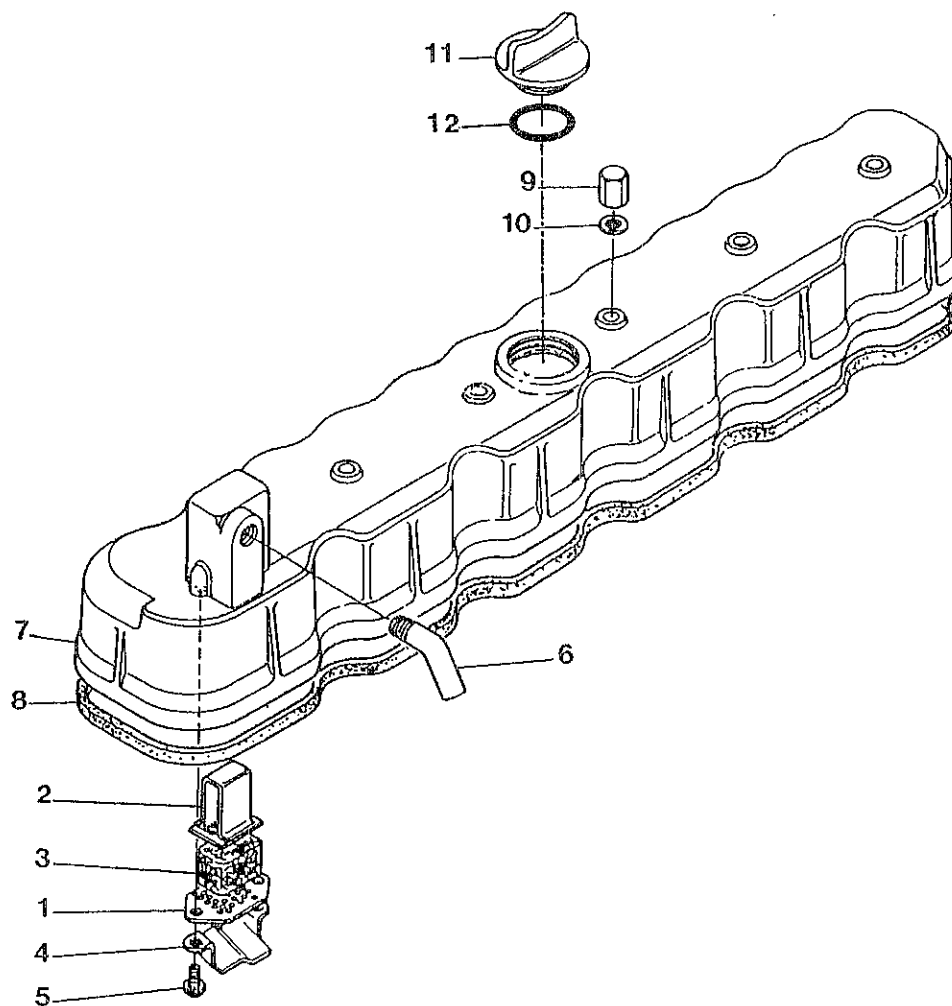


ITEM	PART N.	QTY	DESCRIPTION	REMARKS	ITEM	PART N.	QTY	DESCRIPTION	REMARKS
1	307982	1	COVER, TIMING CASE CPL	2 ~ 7	25	302695	1	COMP VALVE,	
2	307983	2	PLUG, SOCK					RELIEF	
3	301922	2	O-RING		26	603003	1	CARTRIDGE FILTER	
4	302696	1	O-RING		27	302957	1	GASKET	
5	301923	1	O-RING		28	302958	4	BOLT	
6	490204	1	PIN, TIMING COVER						
7	301908	2	PIN, CYLINDRICAL						
8	307913	1	GASKET, TIMING CASE						
9	301929	2	BOLT						
10	302949	7	BOLT						
11	302950	5	BOLT						
12	301280	2	BOLT						
13	490904	15	WASHER, SPRING						
14	301933	15	WASHER, PLAIN						
15	302951	1	CAP						
16	307914	1	SPRING						
17	302953	1	BALL						
18	307915	1	O-RING						
19	301923	1	O-RING						
20	301976	1	SEAL, OIL						
21	301931	1	FLANGE, WATER RETURN						
22	301932	1	GASKET						
23	491536	3	BOLT						
24	302956	1	ASSY COVER						

ENGINE TYPE 6.280HE	NANNI DIESEL	GROUP DESCRIPTION 02.01	PAGE
DATE 15/11/94		COVER TIMING CASE	020118

05.00

050018



ITEM	PART.N	QTY	D E S C R I P T I O N	REMARKS	ITEM	PART.N	QTY	D E S C R I P T I O N	REMARKS
------	--------	-----	-----------------------	---------	------	--------	-----	-----------------------	---------

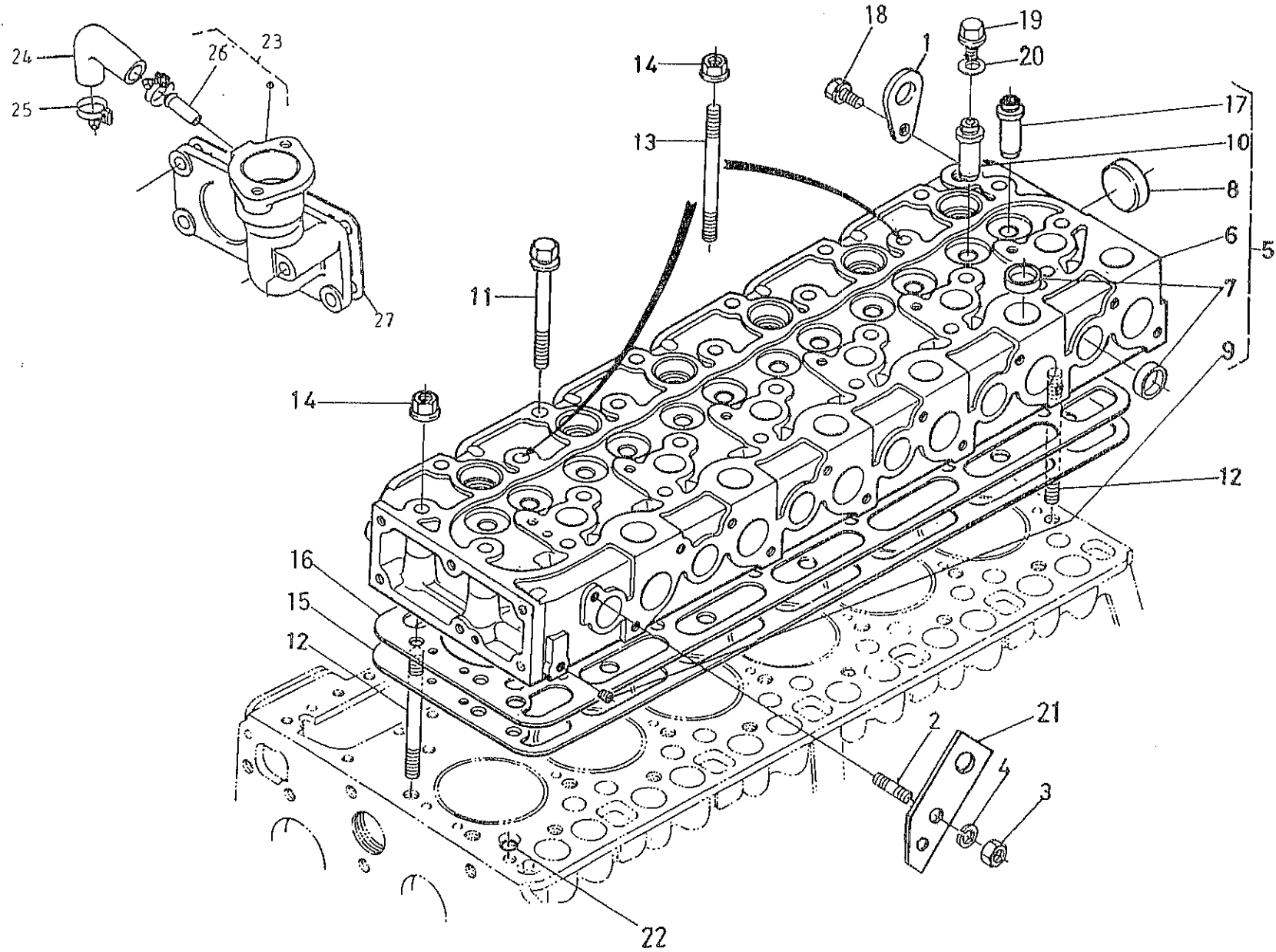
1	301990	1	PLATE,BREATHER ELEMENT NO1	!
2	490302	1	HOUSING,BREATHER ELEMENT	!
3	490305	1	FILTER,BREATHER ELEMENT	!
4	301991	1	SHIELD,OIL BREATHER	!
5	301992	1	SCREW	!
6	301993	1	PIPE,BREATHER	!
7	302971	1	COVER,CYLINDER HEAD 6.280	!
8	302972	1	GASKET,COVER CYL:HEAD 6.280	!
9	301996	6	NUT,CAP	!
10	491131	6	WASHER,SEAL	!
11	490510	1	CAP,FILLING OIL	!
12	490511	1	O-RING	!

!	E N G I N E	T Y P E	!
!	6.280HE		!
!	D A T E		!
!	10/10/89		!

!	GROUP DESCRIPTION	05.00	!	PAG.	!
!	COVER CYLINDER HEAD		!	050018	!
!			!		!
!			!		!

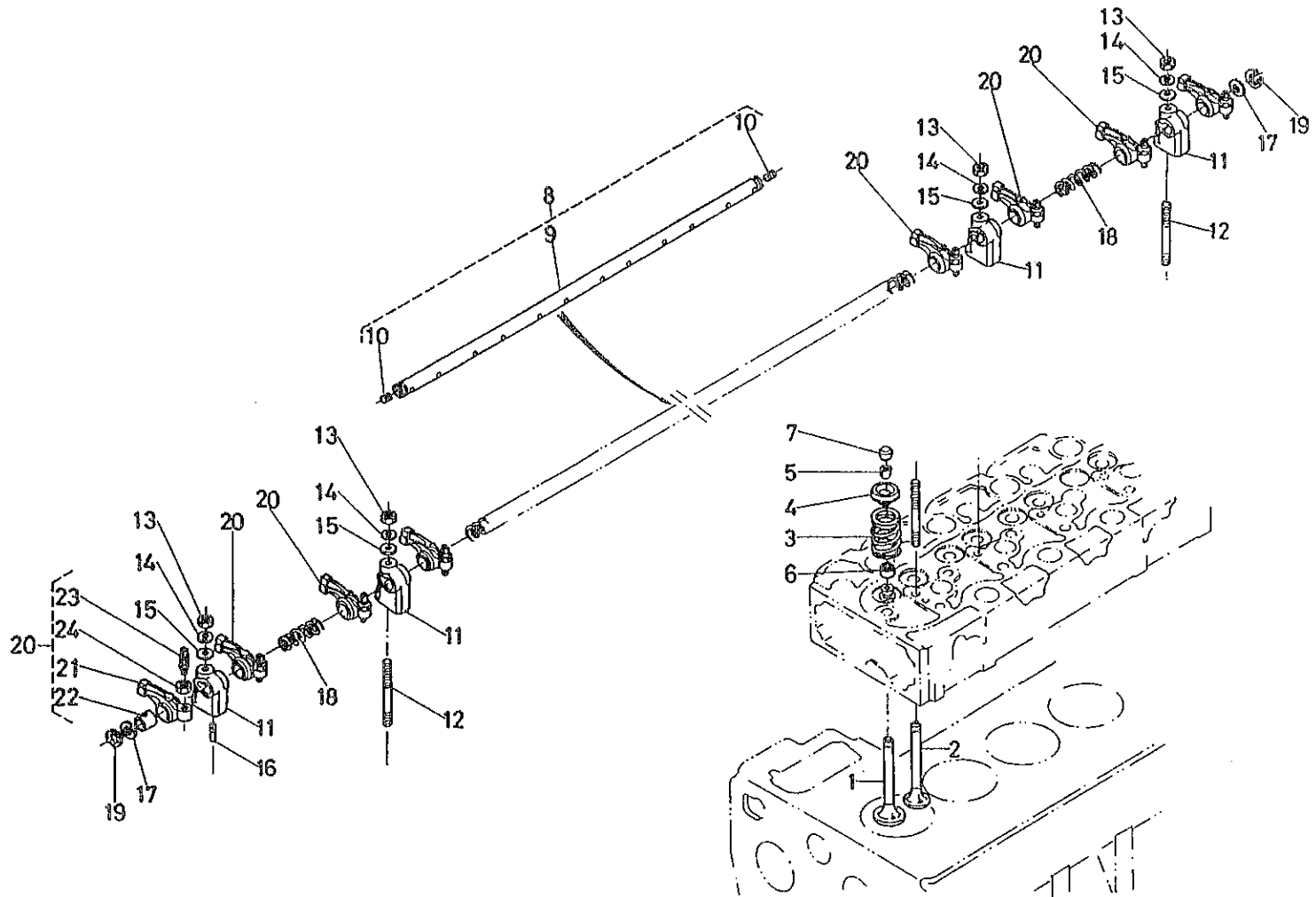
09.00

090018



10.00

100018



ITEM	PART.N	QTY	DESCRIPTION	REMARKS	ITEM	PART.N	QTY	DESCRIPTION	REMARKS
------	--------	-----	-------------	---------	------	--------	-----	-------------	---------

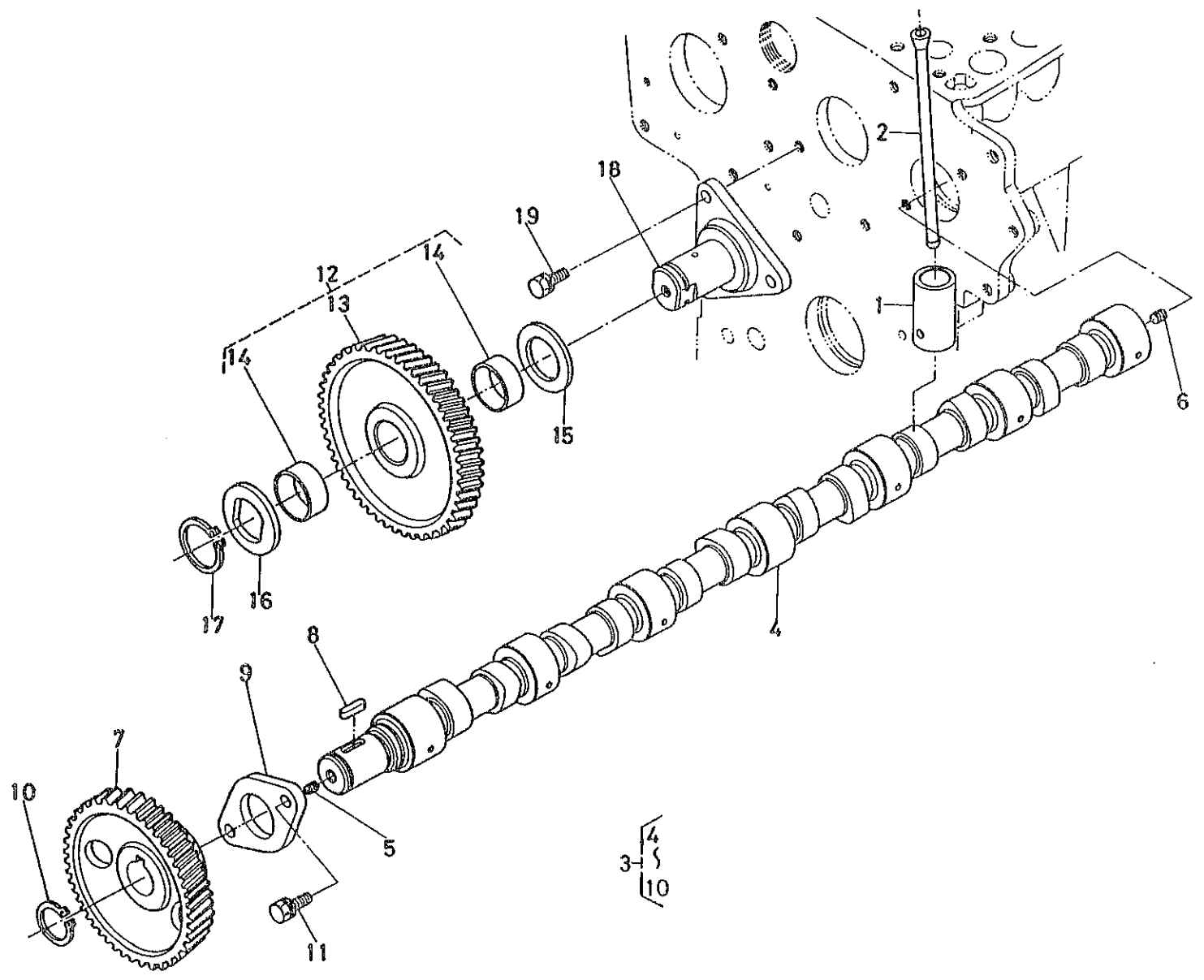
1	301924	6	VALVE, INTAKE 4.190	
2	302004	6	VALVE, EXHAUST	
3	302005	12	SPRING, VALVE	
4	302006	12	RETAINER, VALVE SPRING	
5	302007	24	COLLET, VALVE SPRING	
6	302008	12	SEAL, VALVE STEM	
7	302009	12	CAP, VALVE	
8	302969	1	ASSY, ROCKER ARM 6.280HE	9 - 10
		*		ORDER 8
10	302970	2	SCREW, SET	
11	302012	6	BRACKET, ROCKER ARM	
12	302013	6	STUD	
13	490903	6	NUT, M 8	
14	490904	6	WASHER, SPRING D 8	
15	301933	6	WASHER, PLAIN D 8	
16	302014	1	SCREW, SET	
17	302015	2	WASHER	
18	302016	5	SPRING, ROCKER ARM	
19	302017	2	CIR-CLIP, EXTERNAL	
20	302018	12	ASSY, ROCKER ARM 4.190HE	21 - 24
		*		ORDER 20
22	302020	1	BUSHING, ROCKER ARM	
23	302019	1	SCREW, ADJUSTING	
24	302021	1	NUT	

!	ENGINE	TYPE	!
!	6.280HE		!
!	DATE		!
!	10/10/89		!

!	GROUP DESCRIPTION	10.00	!	PAG.	!
!	VALVES + SPRINGS		!	100018	!

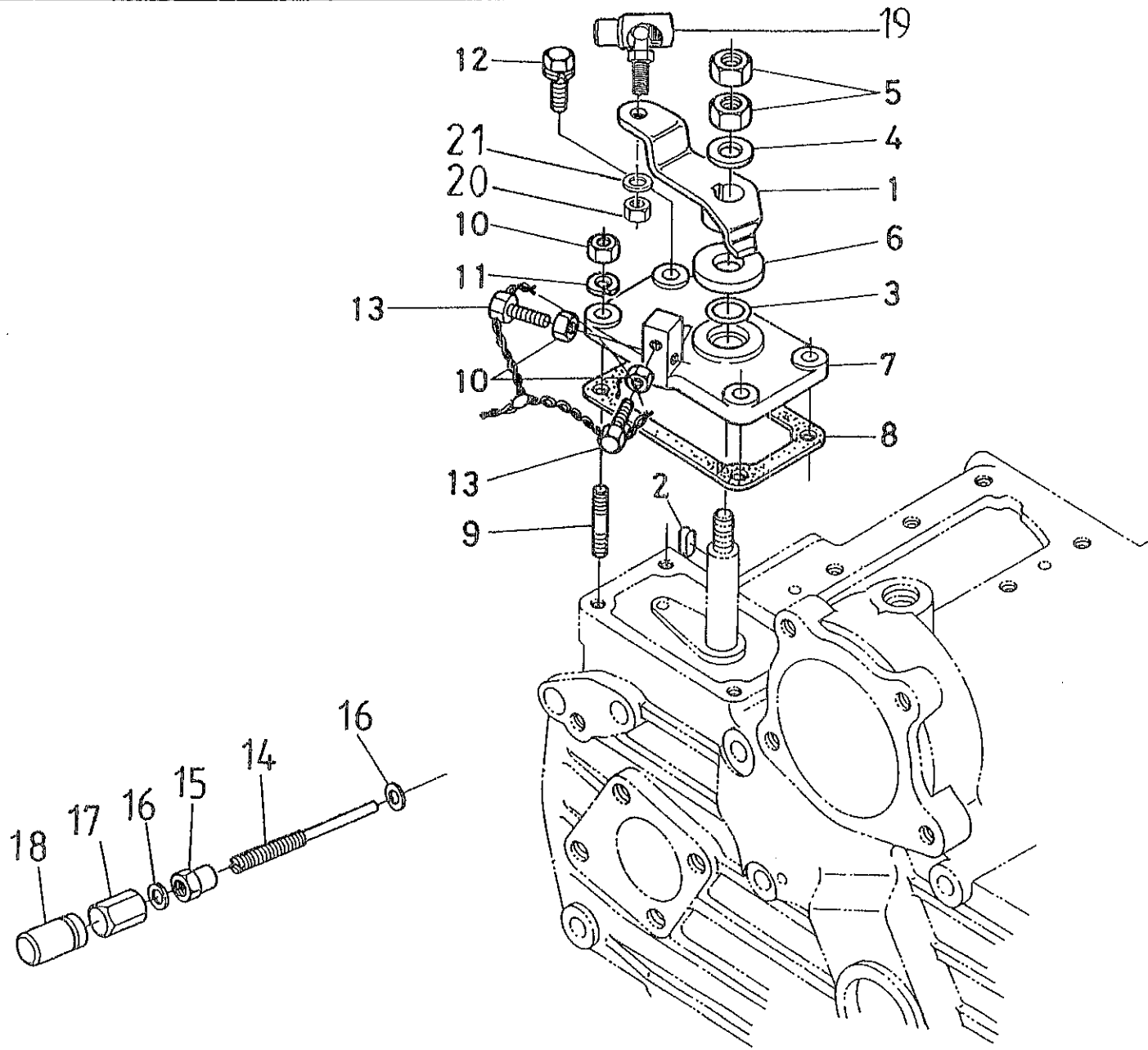
11.01

110118



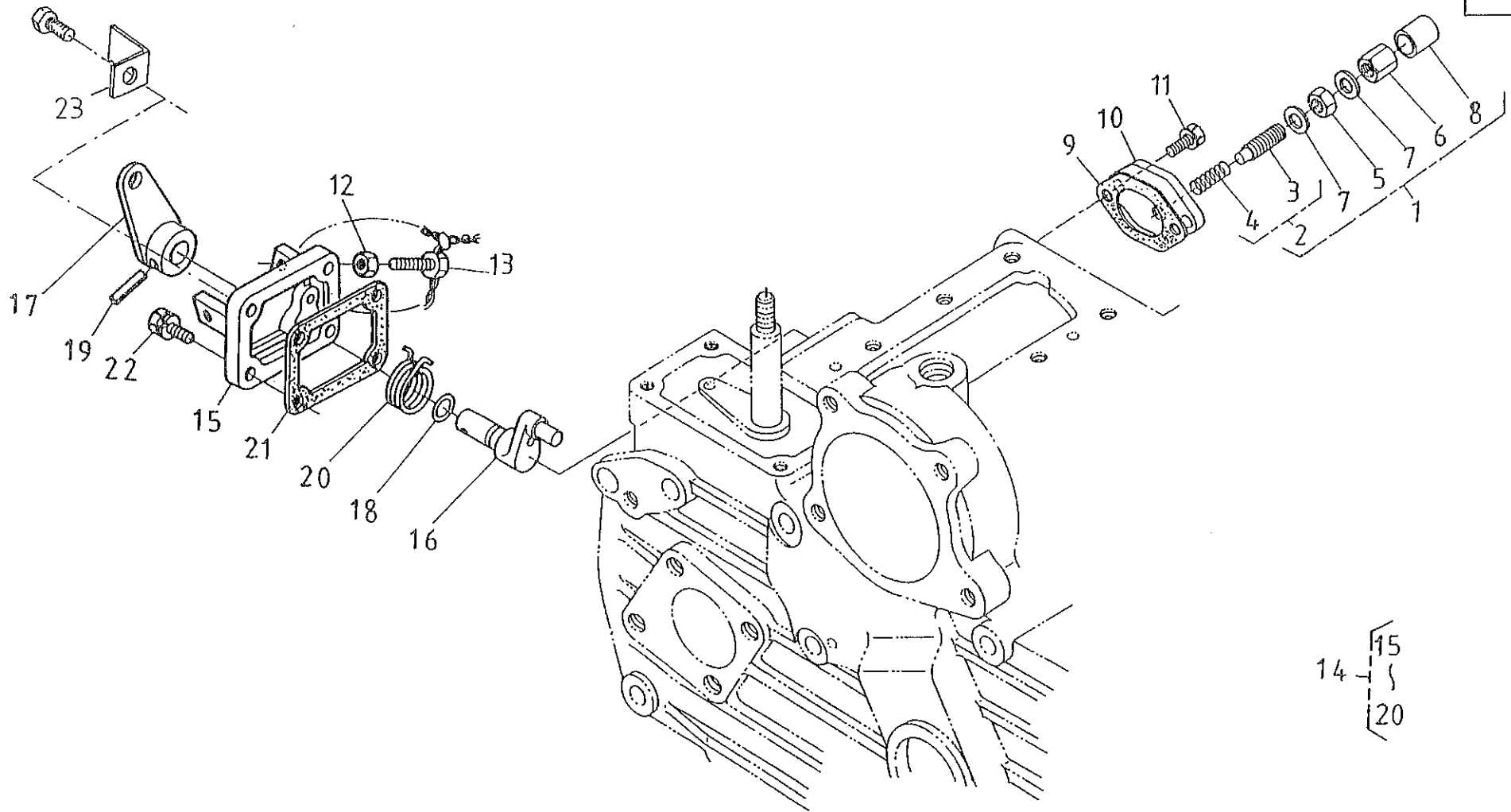
14.00

140018



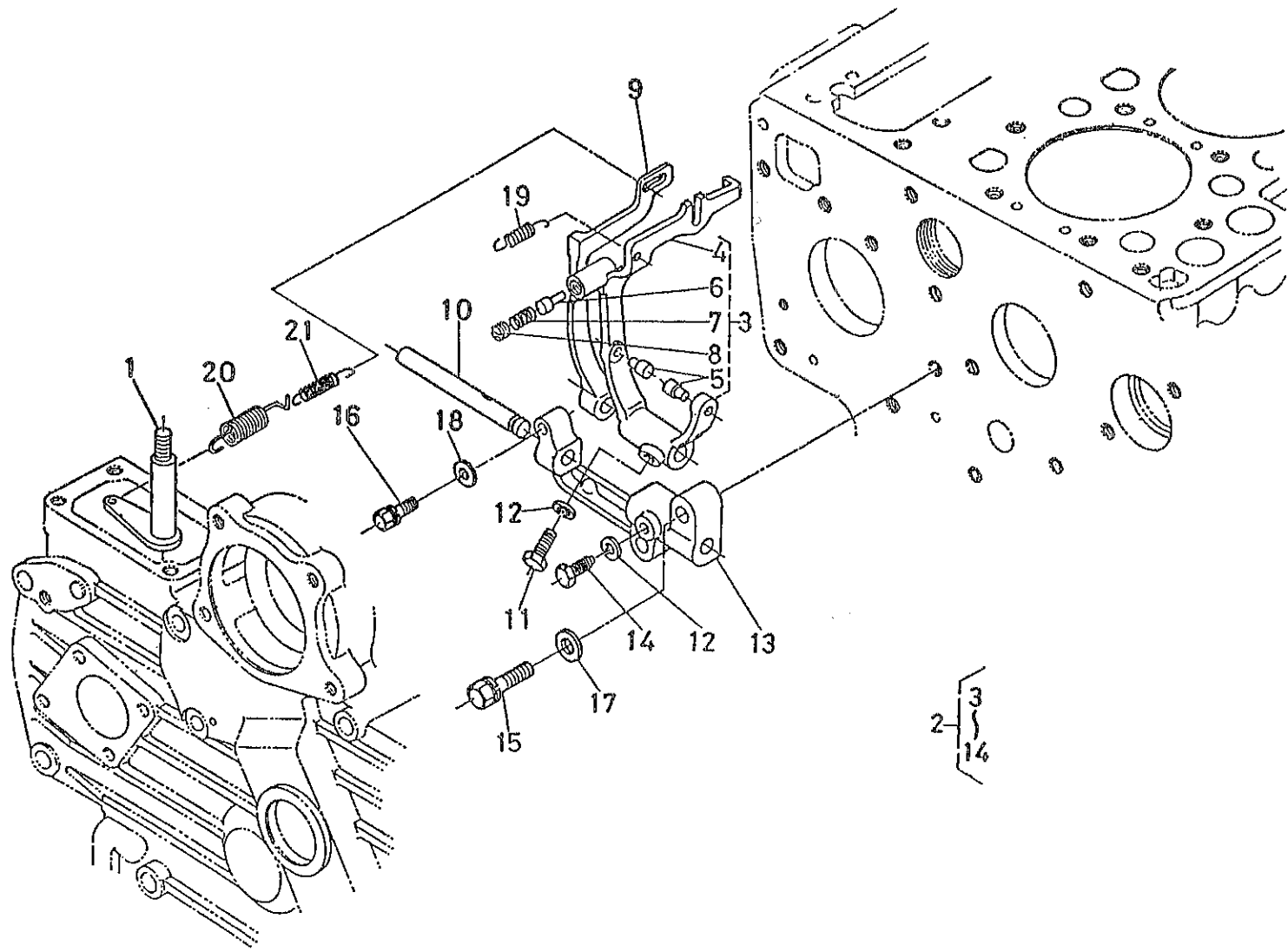
14.02

140218



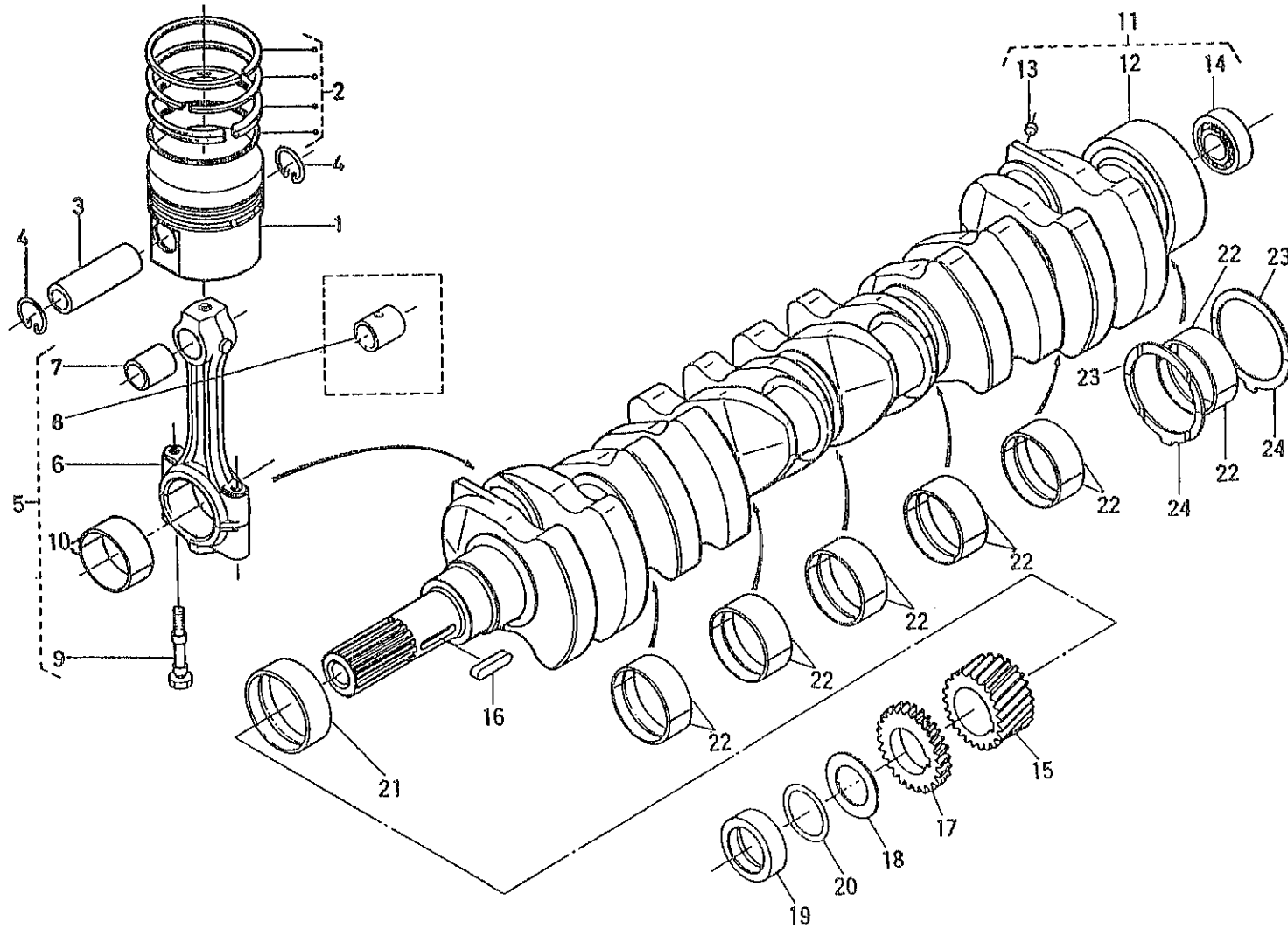
14.03

140318



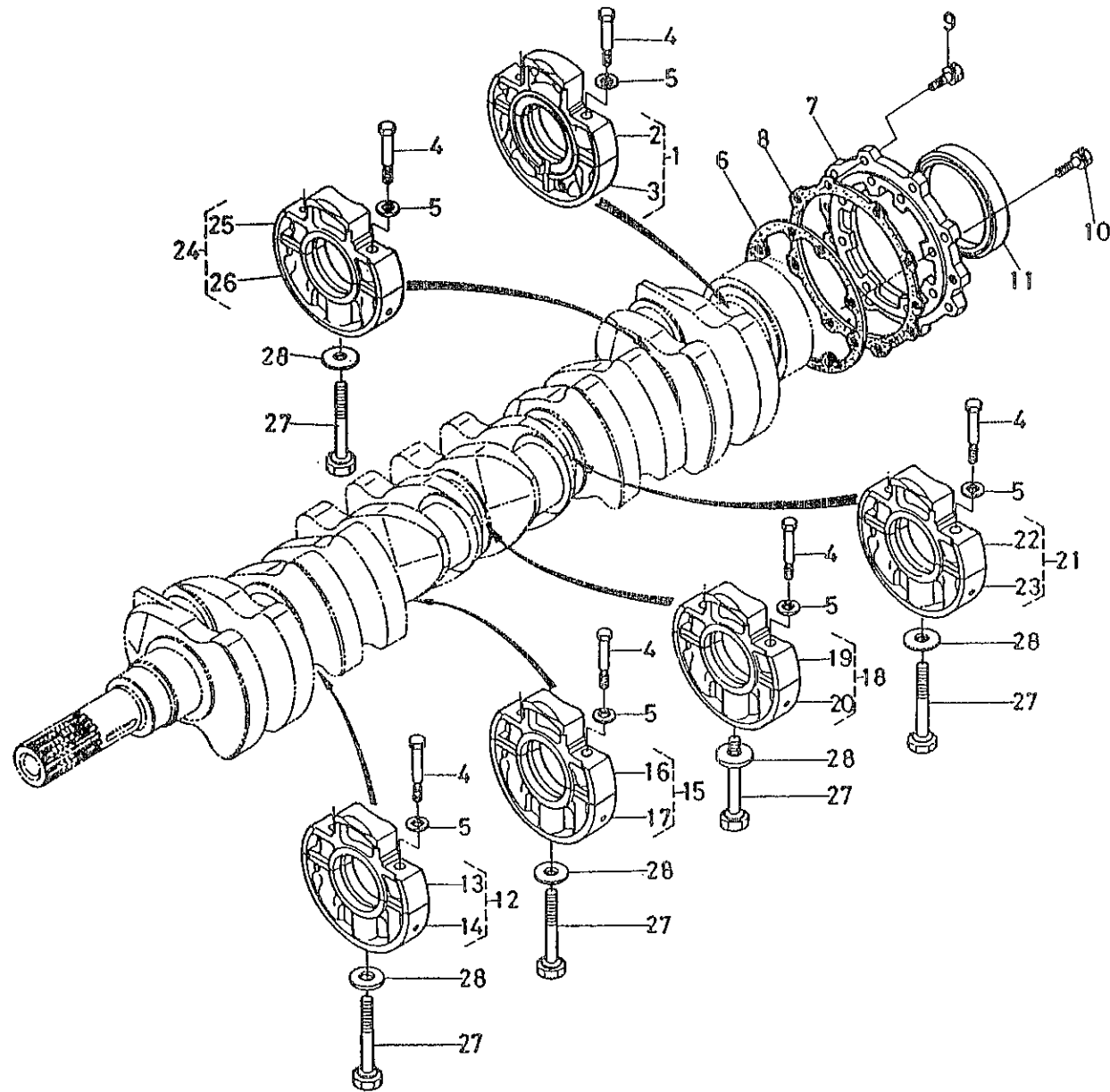
15.00

150018



15.01

150118



ITEM	PART.N	QTY	D E S C R I P T I O N	REMARKS	ITEM	PART.N	QTY	D E S C R I P T I O N	REMARKS
------	--------	-----	-----------------------	---------	------	--------	-----	-----------------------	---------

1	301980	1	BEARING,MAIN ASSY 4.190-6.2	2,3					!
			*		ORDER		1		!
			*		ORDER		1		!
4	301981	12	BOLT,BEARING CASE No1						!
5	301982	12	WASHER,PLAIN						!
6	301983	1	GASKET,BEARING COVER						!
7	302959	1	COVER,BEARING CASE						!
8	301985	1	GASKET,BEARING COVER						!
9	147402	8	BOLT,M 8X 25						!
10	301986	8	BOLT,M 8X 28						!
11	302960	1	SEAL,OIL						!
12	302961	1	BEARING,MAIN ASSY NO1 6.280	13,14					!
			*		ORDER		12		!
			*		ORDER		12		!
15	302962	1	BEARING,MAIN ASSY NO2 6.280	16,17					!
			*		ORDER		15		!
			*		ORDER		15		!
18	302963	1	BEARING,MAIN ASSY NO3 6.280	19,20					!
			*		ORDER		18		!
			*		ORDER		18		!
21	302964	1	BEARING,MAIN ASSY NO4 6.280	22,23					!
			*		ORDER		21		!
			*		ORDER		21		!
24	302965	1	BEARING,MAIN ASSY NO5 6.280	25,26					!
			*		ORDER		24		!
			*		ORDER		24		!
27	301978	5	BOLT						!
28	301979	5	WASHER,PLAIN						!

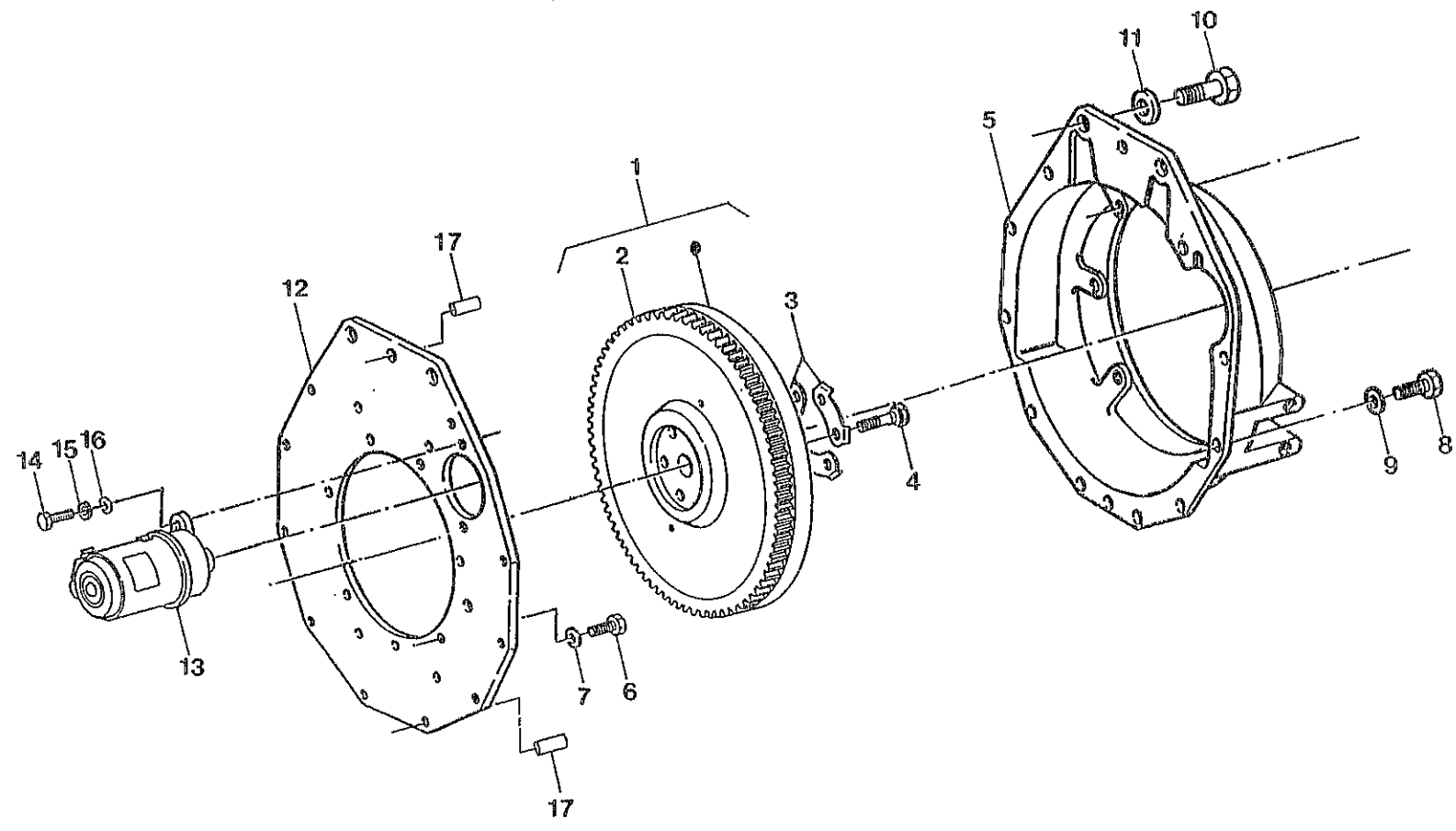
! ! ! ! ! ! ! ! ! !

!	E N G I N E	T Y P E	!
!	6.280HE		!
!			!
!	D A T E		!
!	10/10/89		!

!	GROUP DESCRIPTION	15.01	!	PAG.	!
!	CRANKSHAFT	MAIN BEARI	!	150118	!
!			!		!
!			!		!

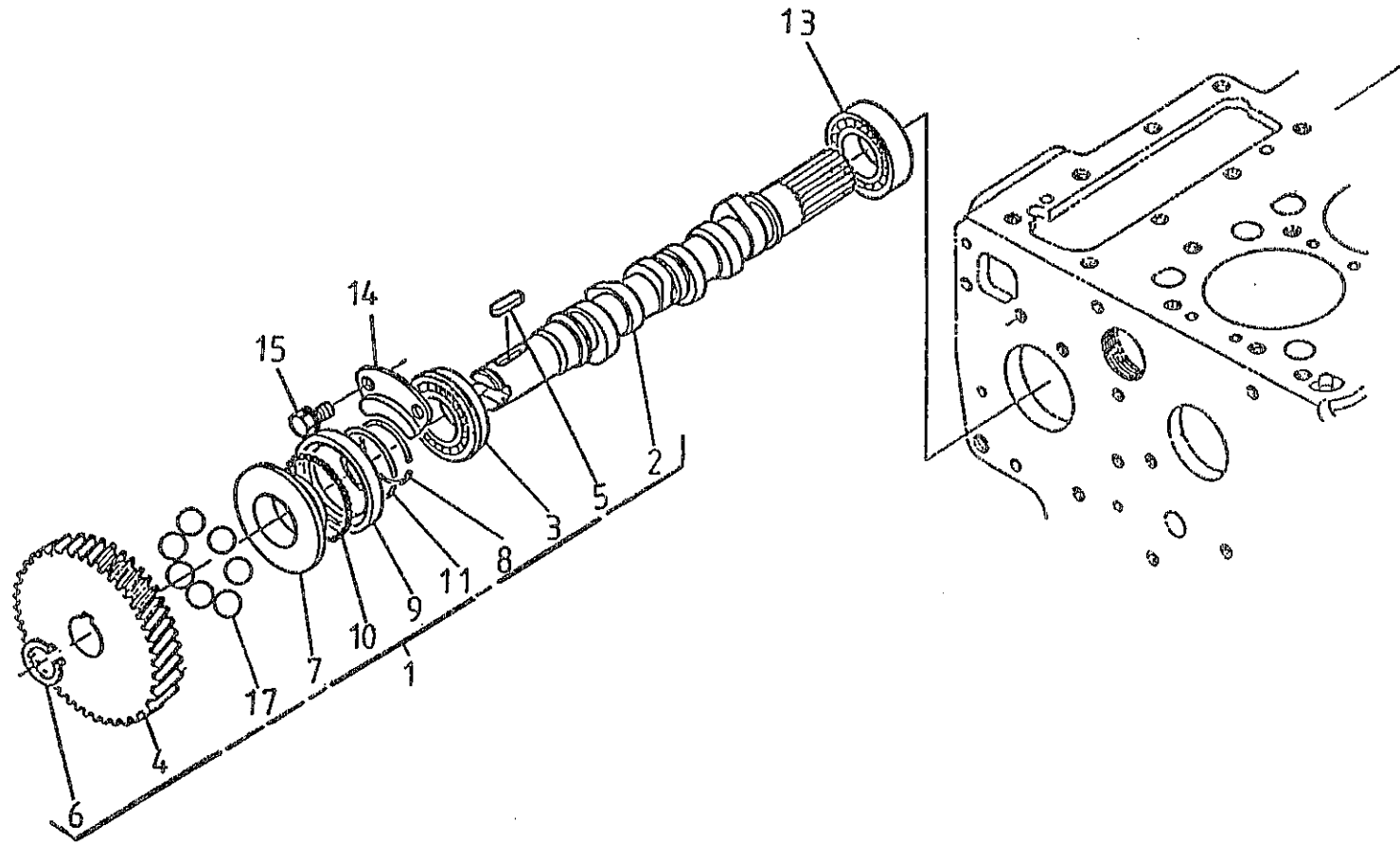
17.00

170018



20.01

200118



ITEM	PART.N	QTY	D E S C R I P T I O N	REMARKS	ITEM	PART.N	QTY	D E S C R I P T I O N	REMARKS
------	--------	-----	-----------------------	---------	------	--------	-----	-----------------------	---------

1	303925	1	CAMSHAFT,FUEL CPL.6.280	2 ~ 12	!
2	303926	1	CAMSHAFT,FUEL 6.280		!
3	302094	1	BEARING,CASE		!
4	303927	1	GEAR,INJ.PUMP 6.280		!
5	302096	1	KEY,FEATHER		!
6	302097	1	CIR-CLIP,EXTERNAL		!
7	303928	1	SLEEVE,GOVERNOR		!
8	302099	1	CIR-CLIP,GOVERNOR SLEEVE		!
9	303929	1	CASE,GOVERNOR BALL		!
10	492130	39	BEARING,BALL FUEL CAMSHAFT		!
11	302100	1	CIR-CLIP,GOVERNOR BALL CASE		!
12	303930	7	BEARING,BALL		!
13	302105	1	BEARING,CASE		!
14	302106	1	STOPPER,FUEL CAMSHAFT		!
15	490919	2	BOLT,M 8X 16		!

! E N G I N E T Y P E !
! 6.280HE !

! D A T E !
! 11/10/89 !

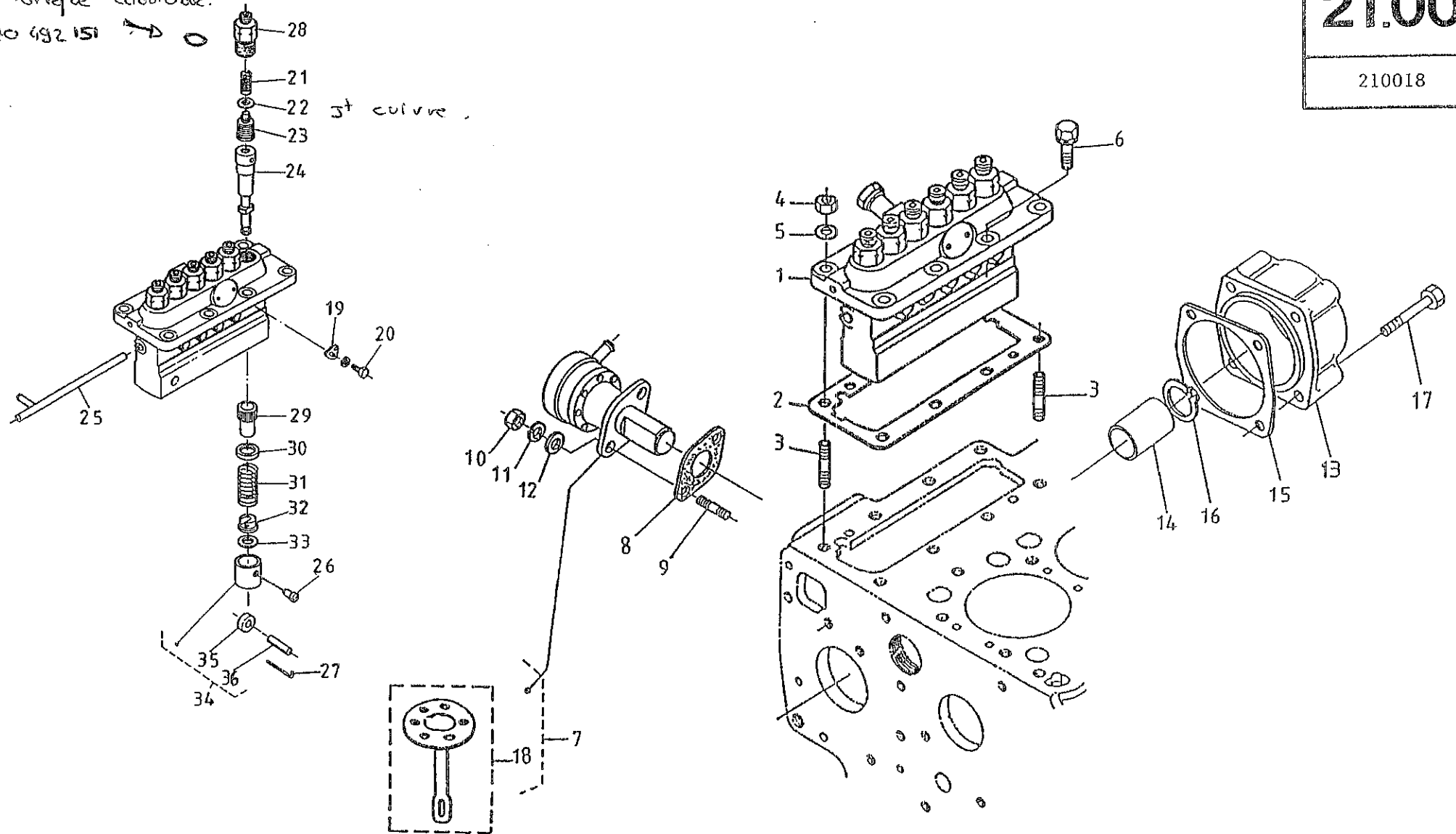
! GROUP DESCRIPTION 20.01 ! P A G . !
! CAMSHAFT FUEL ! 200118 !

21.00

210018

Jt torique caoutchouc.
970 492 151 → ○

Jt cuivre



ITEM PART.N QTY D E S C R I P T I O N REMARKS ITEM PART.N QTY D E S C R I P T I O N REMARKS

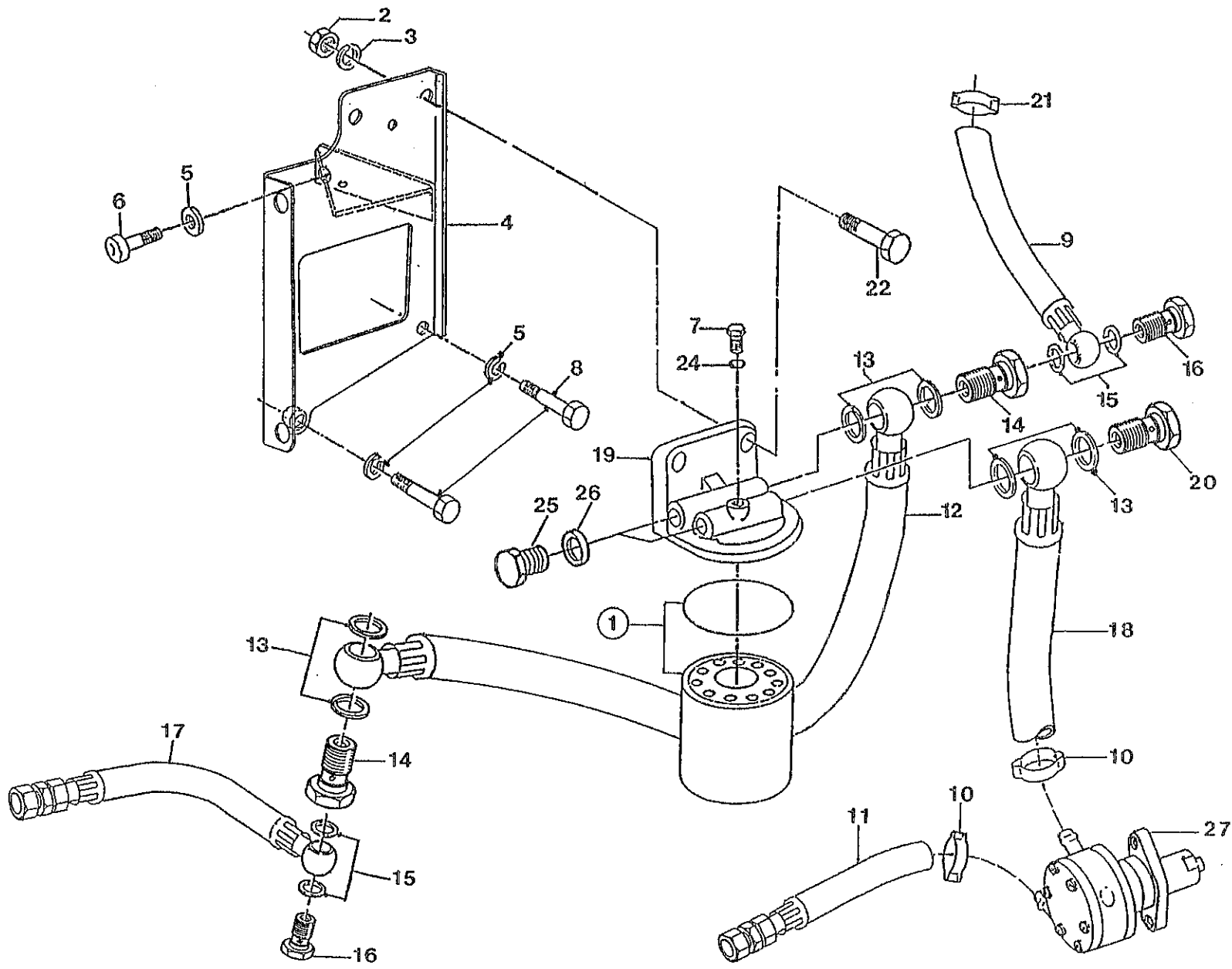
1	303900	1	PIPE,FUEL OVERFLOW		!
2	492114	8	CLAMP,PIPE 1		!
3	492115	8	CLAMP,PIPE 2		!
4	492118	8	SCREW,M 5X 20 ROUND HEAD		!
5	492109	6	GASKET,RING INJECTORS		!
6	302994	1	LINE,FUEL CYL.NO1	6.280	!
7	302995	1	LINE,FUEL CYL.NO2	6.280	!
8	302996	1	LINE,FUEL CYL.NO3	6.280	!
9	302997	1	LINE,FUEL CYL.NO4	6.280	!
10	302998	1	LINE,FUEL CYL.NO5	6.280	!
11	302999	1	LINE,FUEL CYL.NO6	6.280	!
12	492108	6	INJECTOR,CPL.DOUBLE	15 ~ 24	!
13	303901	6	GLOWPLUG,6.280		!
14	302083	5	CABLE,GLOWPLUG		!
15	492153	6	NUT,NOZZLE INJ.		!
		*			!
17	492172	6	WASHER,NOZZLE INJ.		!
		*		ORDER 12	!
19	492142	6	SPACER,ADJUSTING NOZZLE STD		!
20	492143	6	SPRING,NOZZLE INJ.		!
21	492144	6	PIECE,DISTANCE NOZZLE INJ.		!
22	492145	6	ROD,PUSH NOZZLE INJ.		!
23	492173	6	NUT,NOZZLE INJ.		!
24	303967	6	NOZZLE,INJECTOR	6.280	!
25	307281	1	ASSY COCK		!
26	302320	3	CLAMP TWO-EARS	9.11	!
27	301850	1	HOSE ,FUEL INJECTION PUMP		!
28	307278	1	HOSE ,FUEL RETURN		!
29	307279	1	HOSE FUEL RETURN	}1< 23160	!

! E N G I N E T Y P E !
! 6.280HE !
!-----!
! D A T E !
! 15/09/92 !

! G R O U P D E S C R I P T I O N 22.00 ! P A G . !
! I N J E C T I O N L I N E S N O Z Z L E S ! 220018 !
!-----!
! ! !
! ! !

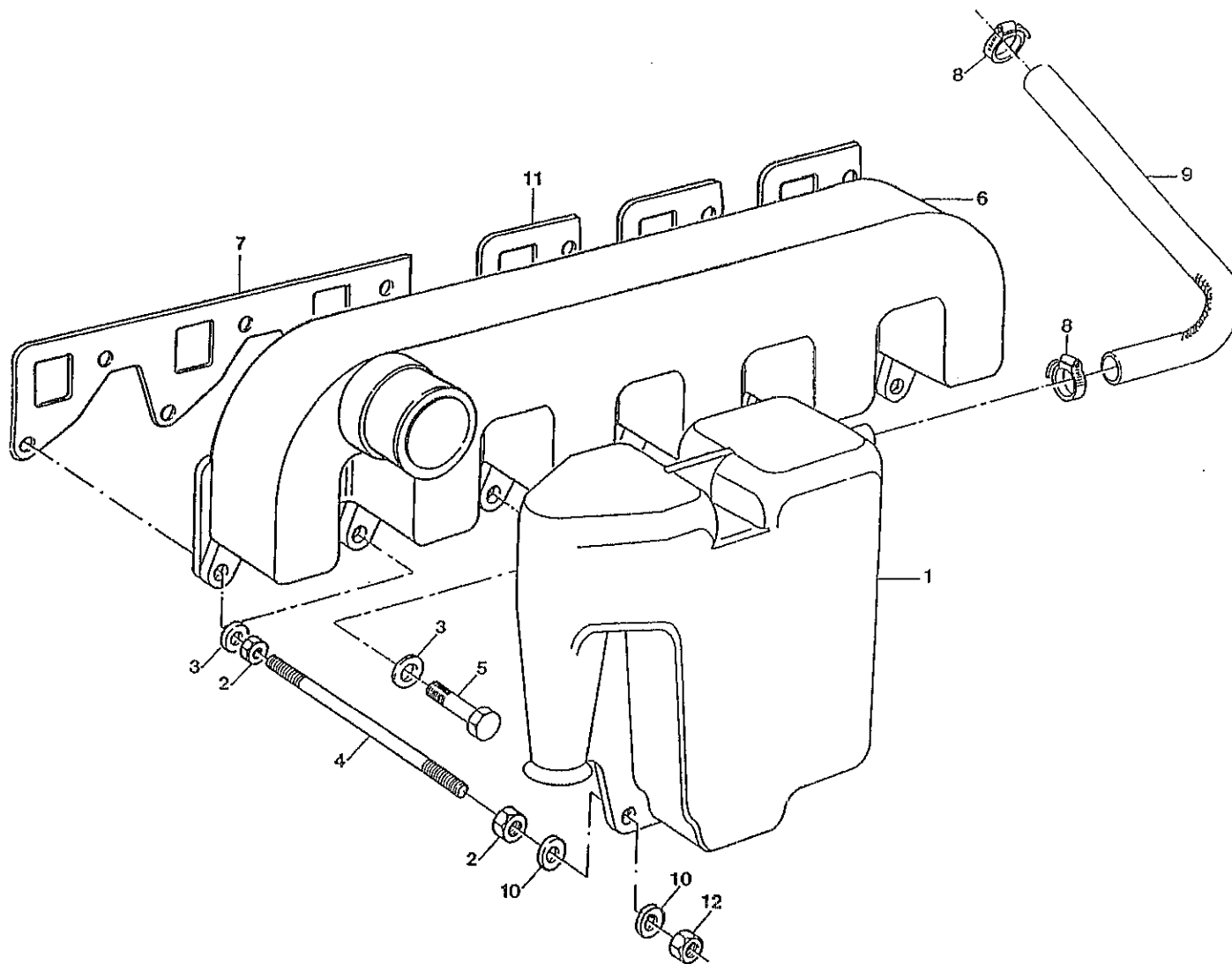
23.00

230018



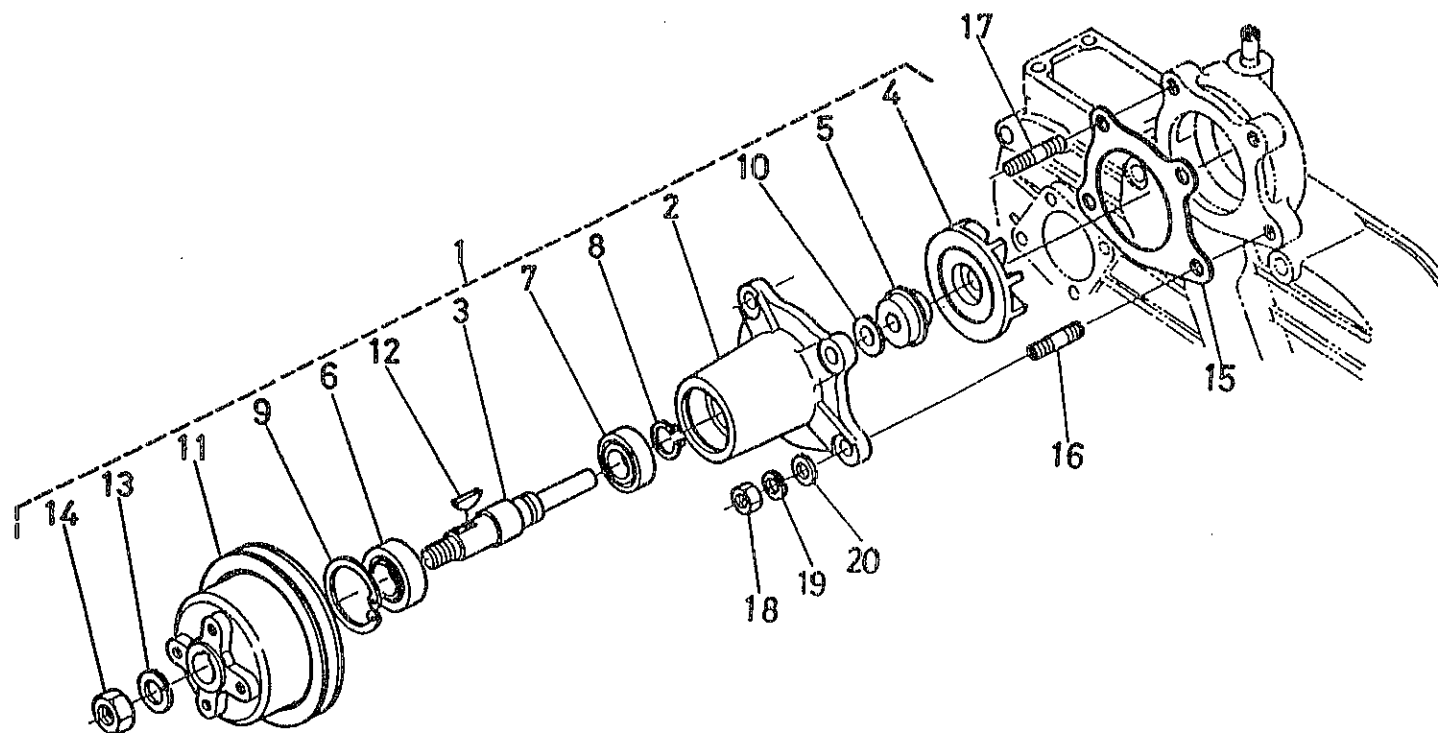
30.00

300018



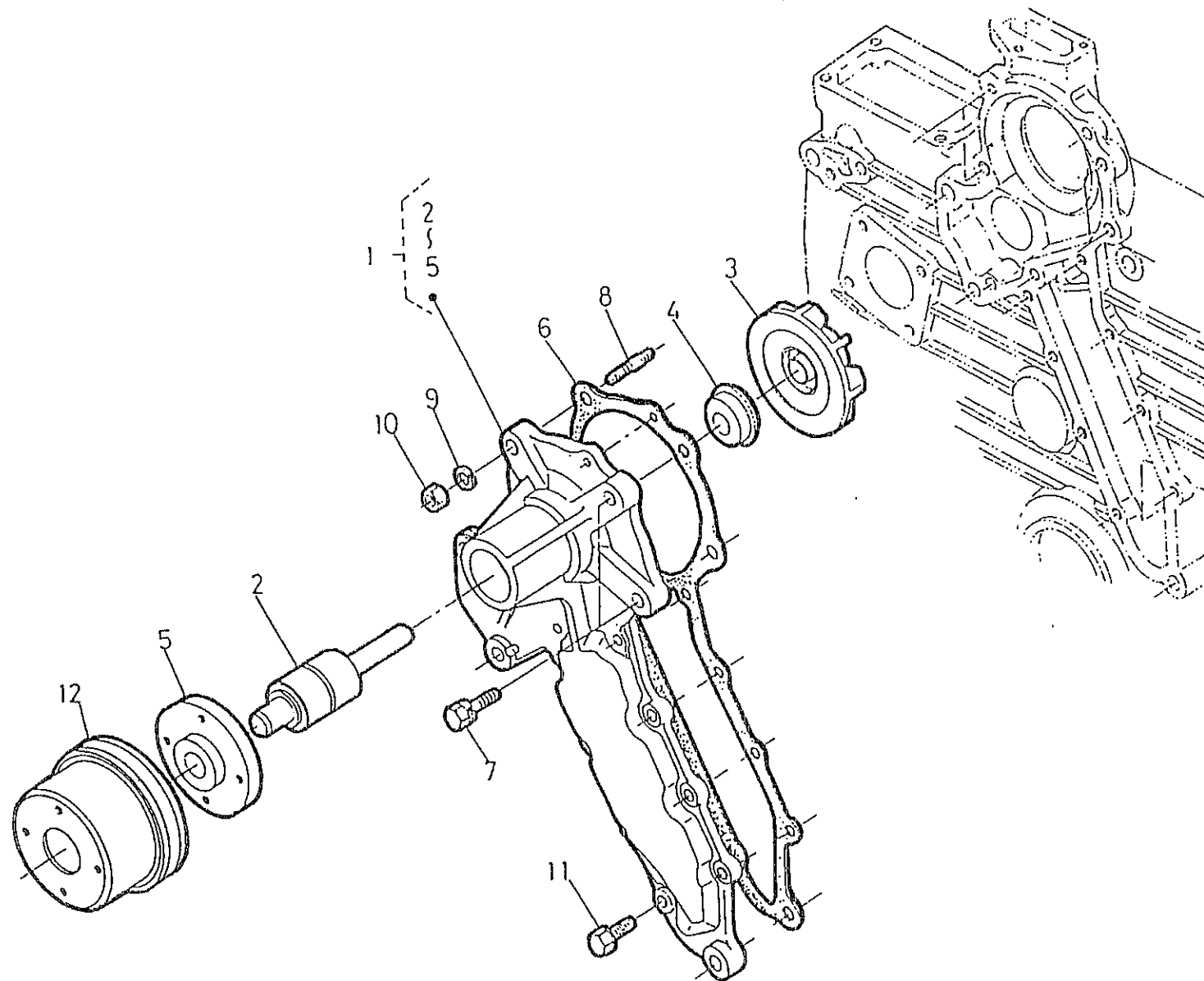
40.00

400018



40.01

400118

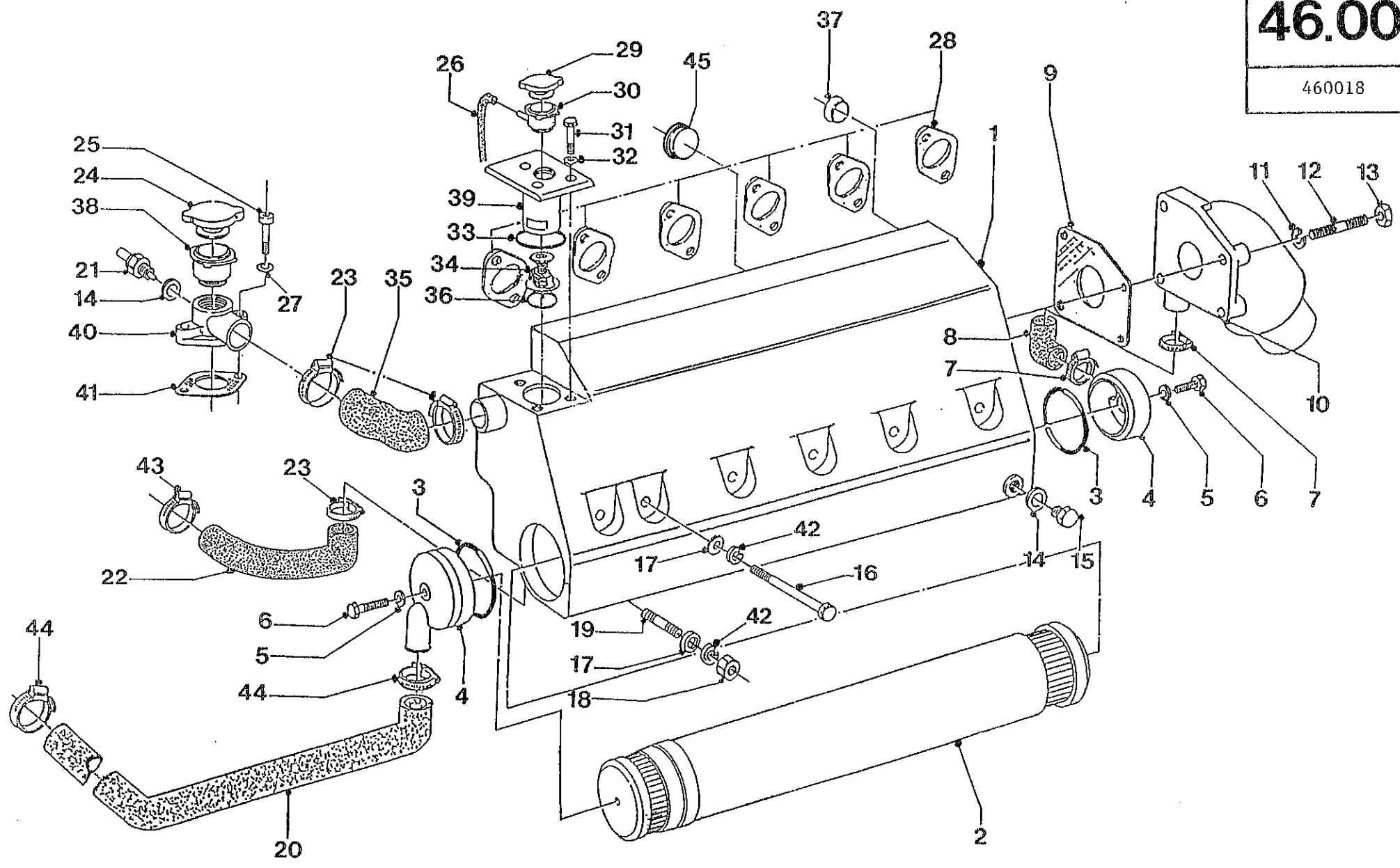


ITEM	PART N.	QTY	DESCRIPTION	REMARKS	ITEM	PART N.	QTY	DESCRIPTION	REMARKS
1	307985	1	PUMP, F/WATER CPL.	2 ~ 5					
2	302109	1	BEARING, SHAFT W/PUMP						
3	302111	1	IMPELLER, F/WAT. PUMP						
4	302112	1	SEAL, MECAHNICAL F/WATER PUMP						
5	307984	1	FLANGE, F/WATER PUMP						
6	302117	1	GASKET, WATER PUMP						
7	301986	2	BOLT, M 8 X 28						
8	302118	2	STUD						
9	490904	2	WASHER, SPRING D 8						
10	490903	2	NUT, M 8						
11	490119	8	BOLT, M 6 X 18						
12	307986	1	PULLEY, WATER PUMP						

ENGINE TYPE 6.280HE	NANNI DIESEL	GROUP DESCRIPTION 40.01	PAGE
DATE 15/11/94		WATER PUMP	400118

46.00

460018

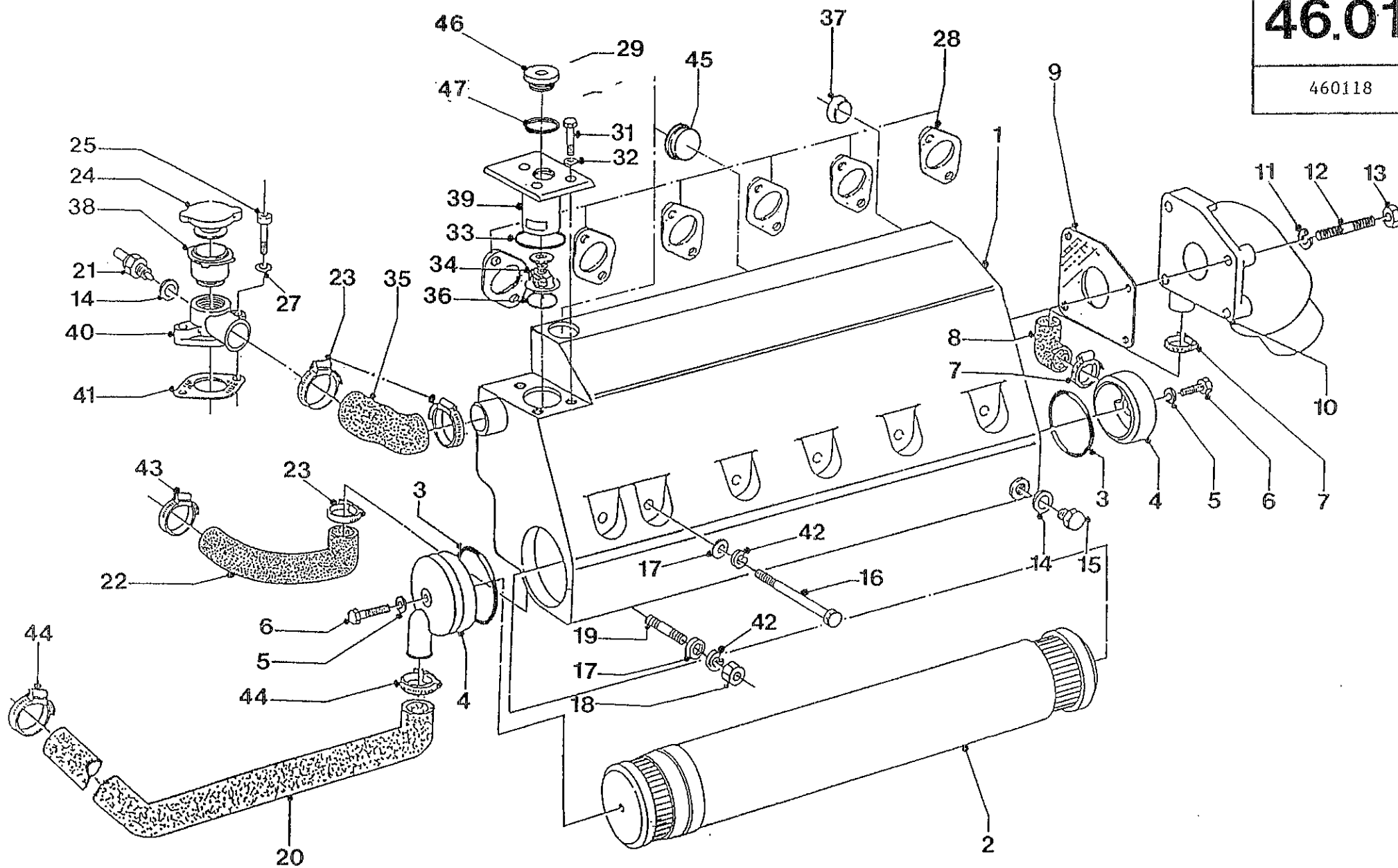


ITEM	PART.N	QTY	DESCRIPTION	REMARKS	ITEM	PART.N	QTY	DESCRIPTION	REMARKS
1	302650	1	HOUSING,HEATEXCHANGER 6. 28		!	34	301412	1 THERMOSTAT,82*	
2	302651	1	TUBE,STACK 6.280		!	35	301714	1 HOSE,D32 COVER THERMO.4.190	
3	301719	2	O-RING,68,00X4,00		!	36	302609	1 O-RING,36X 5	
4	301404	2	COVER,HEATEXCH.		!	37	494517	3 CAP,FREEZE	
5	300288	2	GASKET,M8		!	38	301734	1 FILLING,NECK CPL.4.190	
6	301263	2	BOLT,M 8X 45 -A2-		!	39	302603	1 HOUSING,THERMOSTAT	
7	604526	2	CLAMP,HOSE 22-32		!	40	301711	1 FLANGE,WATER INTAKE 4.190	
8	301713	1	HOSE,ELBOW COVER HEATEX.4.1		!	41	301730	1 GASKET,FLANGE	
9	301710	1	GASKET,MIXER 4.190		!	42	119138	12 WASHER,SPRING D 8	
10	301706	1	MIXER,4.190		!	43	604533	1 CLAMP,HOSE 32-44	
11	119138	4	WASHER,SPRING D 8		!	44	604526	2 CLAMP,HOSE 22-32	
12	300374	4	STUD,M 8X 30		!	45	300217	1 CAP,FREEZE D36	
13	27322	4	NUT,M 8		!				
14	300307	2	GASKET,RING D14		!				
15	875506	1	PLUG,HEX M14X1,5		!				
16	301703	6	BOLT,HEX M 8X160		!				
17	27323	12	WASHER,PLAIN D 8		!				
18	27322	6	NUT,M 8		!				
19	492139	6	STUD,M 8		!				
20	302682	1	HOSE,W.PUMP/COVER HEATEXCH.		!				
21	851602	1	TRANSM,VDO,TEMP,120C,M14,1P		!				
22	301718	1	HOSE,WATER RETURN D32-34		!				
23	300922	3	CLAMP,HOSE 26-38		!				
		*		ITEM 29	!				
25	635916	2	BOLT,SOCK M 8X 35		!				
26	635522	1	HOSE,D 6 L= 600		!				
27	119139	2	WASHER,CORRUGATED D 8		!				
28	302169	6	GASKET,EXHAUST MANIFOLD 4.1		!				
29	604614	2	CAP,FILLING 0, 7 DOUBLE SEA	ITEM 24	!				
30	300834	1	FILLINGNECK,CPL.		!				
31	119141	3	BOLT,HEX M 8X 20		!				
32	119139	3	WASHER,CORRUGATED D 8		!				
33	302608	1	O-RING,59X 5		!				

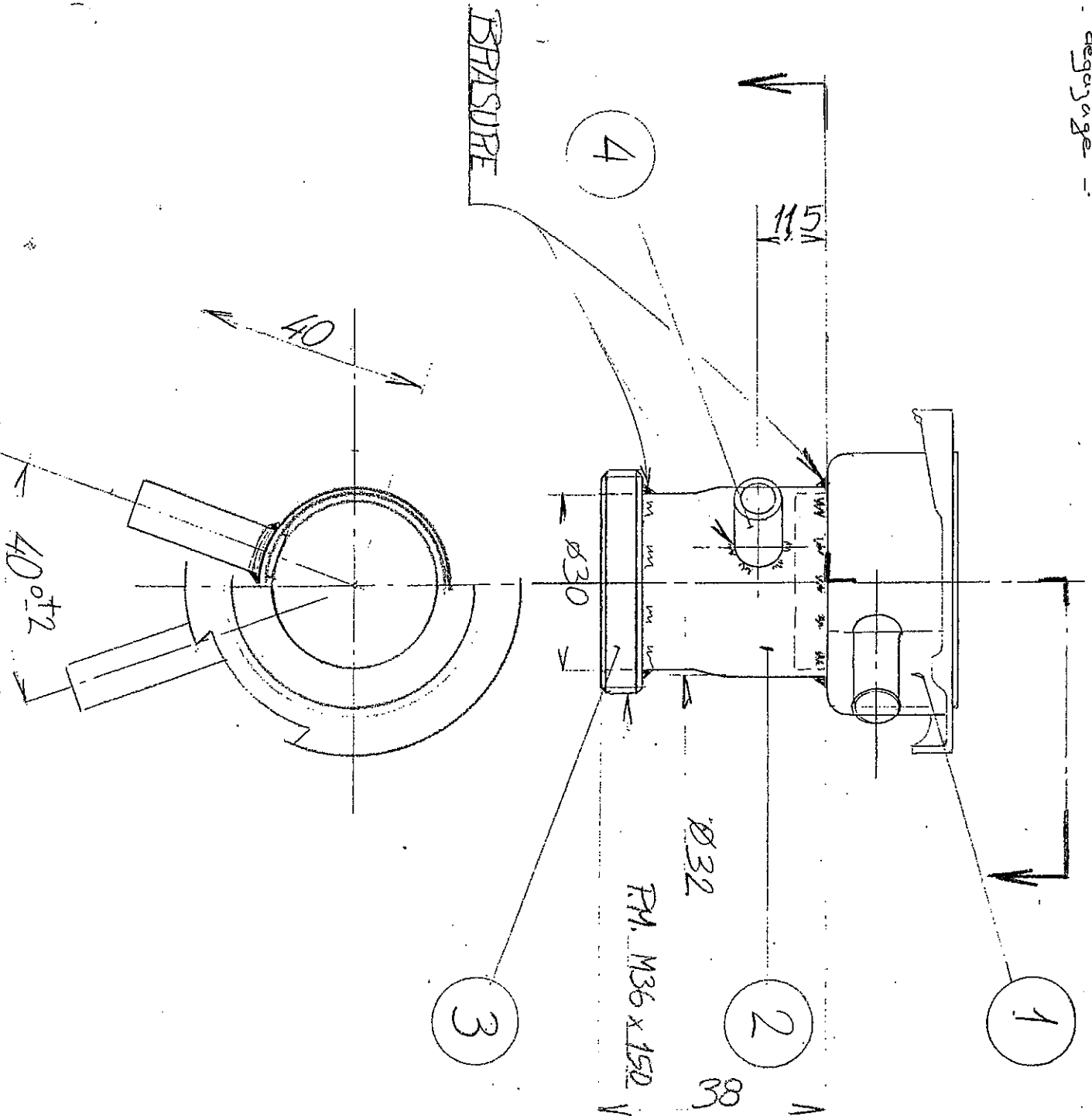
!	ENGINE	TYPE	!	!	GROUP DESCRIPTION	46.00	!	PAG.	!
!	6.280HE		!	!	HEATEXCHANGER EXHAUST MANIFOLD		!	460018	!
!	DATE		!	!			!		!
!	23/11/89		!	!			!		!

46.01

460118



- Montage special -
 - degorgage -



4	PURGE	1	Curve	Ø8 x 6 lg 26
3	"WASHER, THREADED"	1	Ref 300 532	
2	MANCHON PIEDVT.	1	Curve	Ø30 / 32 lg 38
1	"FILLING NECK"	1	Ref. 300 451	
REP	DESIGNATION	Qte	MATIERE	STAT DBS.

ENS: 6. 280 HE

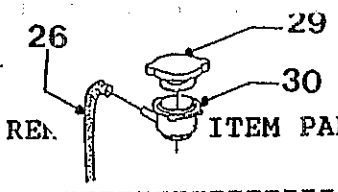
ECHIRGEUR P. RECEPTACLE BOUCHON

REPLISSAGE CIRCUIT PETHOID

ECH: 1 LP le 3.4.91

307 008

WANNI INDUSTRIES



ITEM PART.N QTY D E S C R I P T I O N REM ITEM PART.N QTY D E S C R I P T I O N REMARKS

1	302650	1	HOUSING, HEATEXCHANGER 6. 28	!	34	301412	1	THERMOSTAT, 82*	
2	302651	1	TUBE, STACK 6.280	!	35	301714	1	HOSE, D32 COVER THERMO.4.190	
3	301719	2	O-RING, 68,00X4,00	!	36	302609	1	O-RING, 36X 5	
4	301404	2	COVER, HEATEXCH.	!	37	494517	3	CAP, FREEZE	
5	300288	2	GASKET, M8	!	38	301734	1	FILLING, NECK CPL.4.190	
6	301263	2	BOLT, M 8X 45 -A2-	!	39	302603	1	HOUSING, THERMOSTAT	
7	604526	2	CLAMP, HOSE 22-32	!	40	301711	1	FLANGE, WATER INTAKE 4.190	
8	301713	1	HOSE, ELBOW COVER HEATEX.4.1	!	41	301730	1	GASKET, FLANGE	
9	301710	1	GASKET, MIXER 4.190	!	42	119138	12	WASHER, SPRING D 8	
10	301706	1	MIXER, 4.190	!	43	604533	1	CLAMP, HOSE 32-44	
11	119138	4	WASHER, SPRING D 8	!	44	604526	2	CLAMP, HOSE 22-32	
12	300374	4	STUD, M 8X 30	!	45	300217	1	CAP, FREEZE D36	
13	27322	4	NUT, M 8	!	46	307082	1	PLUG M36x150	
14	300307	2	GASKET, RING D14	!	47	307083	1	GASKET RING D36	
15	875506	1	PLUG, HEX M14X1,5	!					
16	301703	6	BOLT, HEX M 8X160	!					
17	27323	12	WASHER, PLAIN D 8	!					
18	27322	6	NUT, M 8	!					
19	492139	6	STUD, M 8	!					
20	302682	1	HOSE, W. PUMP/COVER HEATEXCH.	!					
21	851602	1	TRANSM, VDO, TEMP, 120C, M14, 1P	!					
22	301718	1	HOSE, WATER RETURN D32-34	!					
23	300922	3	CLAMP, HOSE 26-38	!					
		*		!					
			ITEM 29	!					
25	635916	2	BOLT, SOCK M 8X 35	!					
26	635522	1	HOSE, D 6 L= 600	!					
27	119139	2	WASHER, CORRUGATED D 8	!					
28	302169	6	GASKET, EXHAUST MANIFOLD 4.1	!					
29	604614	2	CAP, FILLING 0, 7 DOUBLE SEA ITEM 24	!					
30	300834	1	FILLINGNECK, CPL.	!					
31	119141	3	BOLT, HEX M 8X 20	!					
32	119139	3	WASHER, CORRUGATED D 8	!					
33	302608	1	O-RING, 59X 5	!					

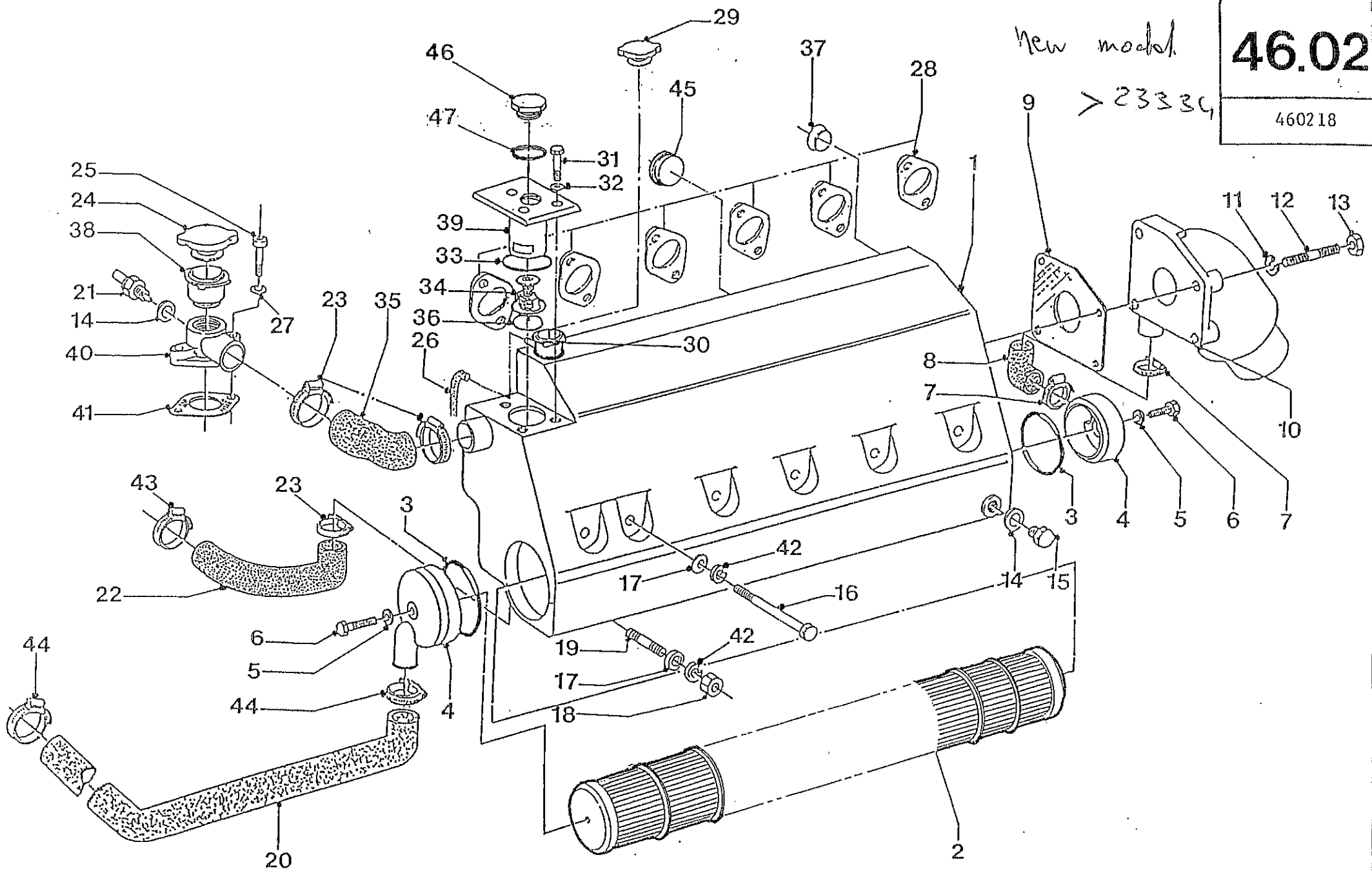
!	ENGINE	TYPE	!	GROUP DESCRIPTION	46.01	!	PAG.	!
!	6.280HE		!	HEATEXCHANGER EXHAUST MANIFOLD		!	460118	!
!	DATE		!			!		!
!	06-91		!			!		!

46.02

460218

New model

> 23330

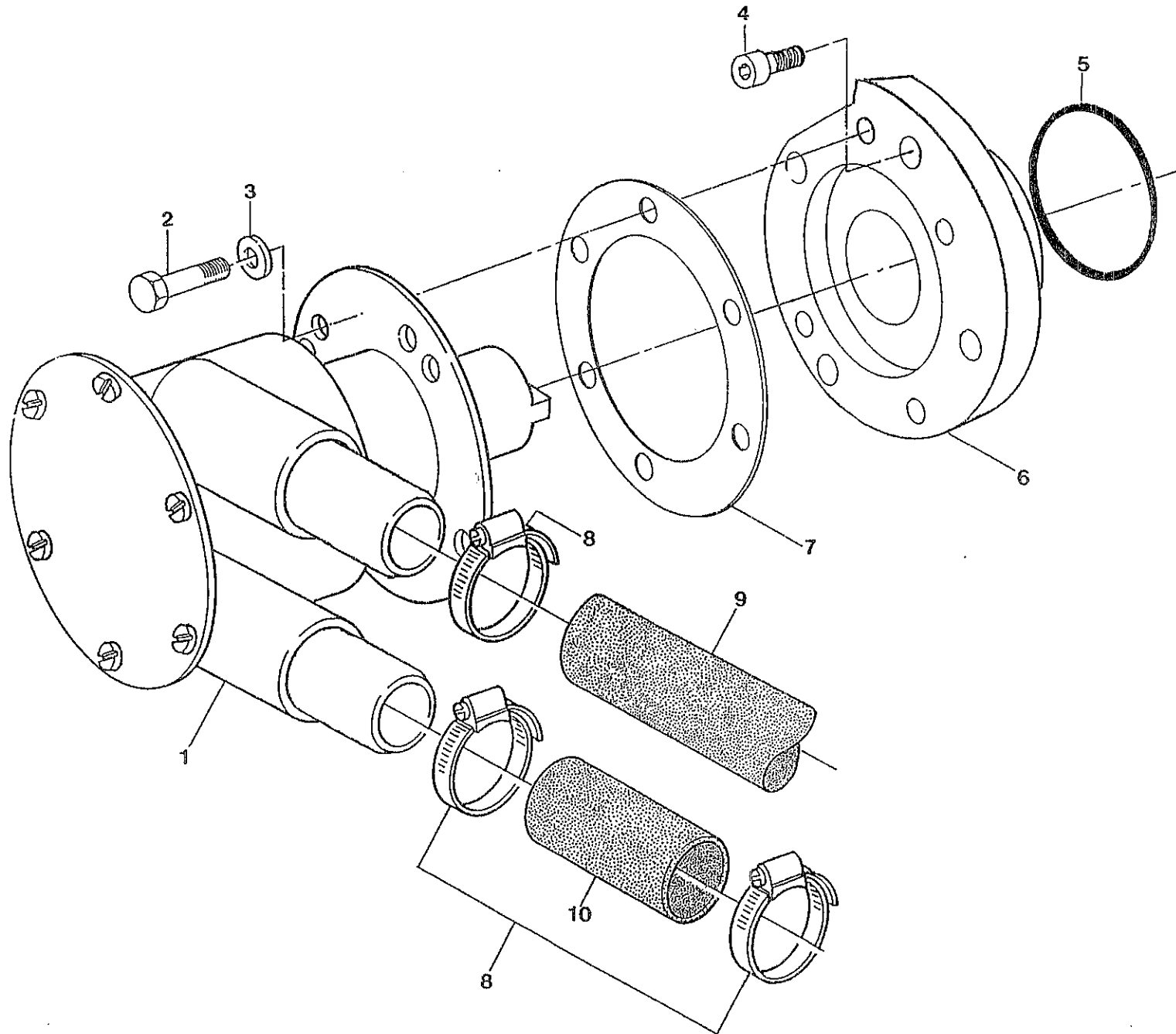


ITEM	PART.N	QTY	D E S C R I P T I O N	REMARKS	ITEM	PART.N	QTY	D E S C R I P T I O N	REMARKS
------	--------	-----	-----------------------	---------	------	--------	-----	-----------------------	---------

1	307710	1	HOUSING, HEATEXCHANGER	N° 23334 →	34	307282	1	THERMOSTAT, 72°	
2	307964	1	TUBE, STACK 6.280	N° 23334 →	35	301714	1	HOSE, D32 COVER THERMO. 4.190	
3	301719	2	O-RING, 68, 00X4, 00		36	302609	1	O-RING, 36X 5	
4	301404	2	COVER, HEATEXCH.		37	494517	3	CAP, FREEZE	
5	300288	2	GASKET, M8		38	301734	1	FILLING, NECK CPL. 4.190	
6	301263	2	BOLT, M 8X 45 -A2-		39	302603	1	HOUSING, THERMOSTAT	
7	604526	2	CLAMP, HOSE 22-32		40	301711	1	FLANGE, WATER INTAKE 4.190	
8	301713	1	HOSE, ELBOW COVER HEATEX. 4.1		41	301730	1	GASKET, FLANGE	
9	301710	1	GASKET, MIXER 4.190		42	119138	12	WASHER, SPRING D 8	
10	301706	1	MIXER, 4.190		43	604533	1	CLAMP, HOSE 32-44	
11	119138	4	WASHER, SPRING D 8		44	604526	2	CLAMP, HOSE 22-32	
12	300374	4	STUD, M 8X 30		45	300217	1	CAP, FREEZE D36	
13	27322	4	NUT, M 8		46	307082	1	PLUG M36x150	
14	300307	2	GASKET, RING D14		47	307083	1	GASKET RING D36	
15	875506	1	PLUG, HEX M14X1, 5		48	307953	1	HEATEXCHANGER CPL	
16	301703	6	BOLT, HEX M 8X160						
17	27323	12	WASHER, PLAIN D 8						
18	27322	6	NUT, M 8						
19	492139	6	STUD, M 8						
20	302682	1	HOSE, W. PUMP/COVER HEATEXCH.						
21	851602	1	TRANSM, VDO, TEMP, 120C, M14, 1P						
22	301718	1	HOSE, WATER RETURN D32-34						
23	300922	3	CLAMP, HOSE 26-38						
24	604614	1	CAP, FILLING						
25	635916	2	BOLT, SOCK M 8X 35						
26	635522	1	HOSE, D 6 L= 600						
27	119139	2	WASHER, CORRUGATED D 8						
28	302169	6	GASKET, EXHAUST MANIFOLD 4.1						
29	604614	1	CAP, FILLING 0, 7 DOUBLE SEA						
30	300833	1	FILLINGNECK, CPL. → ITEM 1						
31	119141	3	BOLT, HEX M 8X 20						
32	119139	3	WASHER, CORRUGATED D 8						
33	302608	1	O-RING, 59X 5						

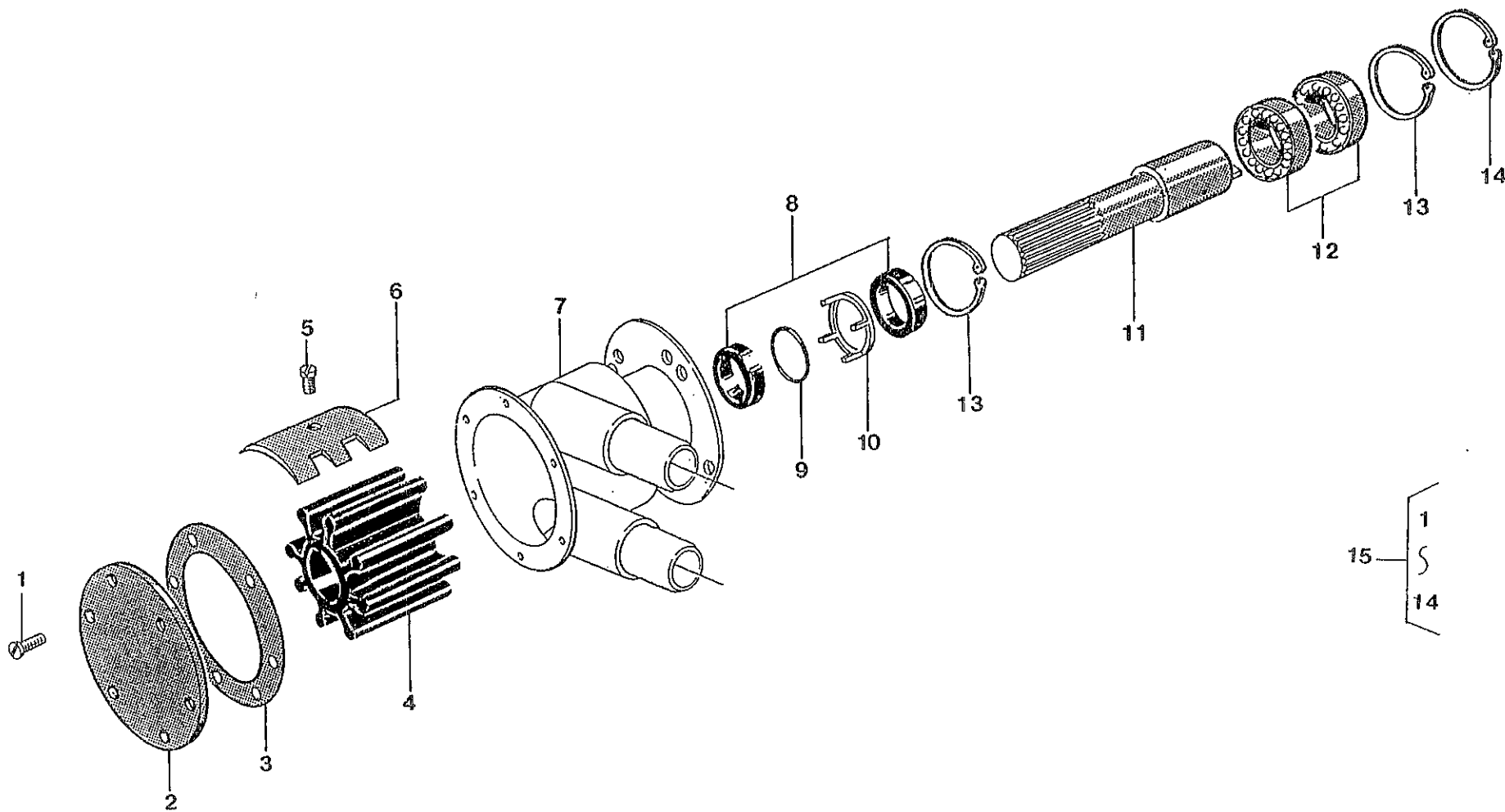
!	E N G I N E	T Y P E	!	!	GROUP DESCRIPTION	46.02	!	PAG.
!	6.280HE		!	!	HEATEXCHANGER EXHAUST MANIFOLD		!	460218
!	D A T E		!	!			!	
!	11-94		!	!			!	

47.00
470018



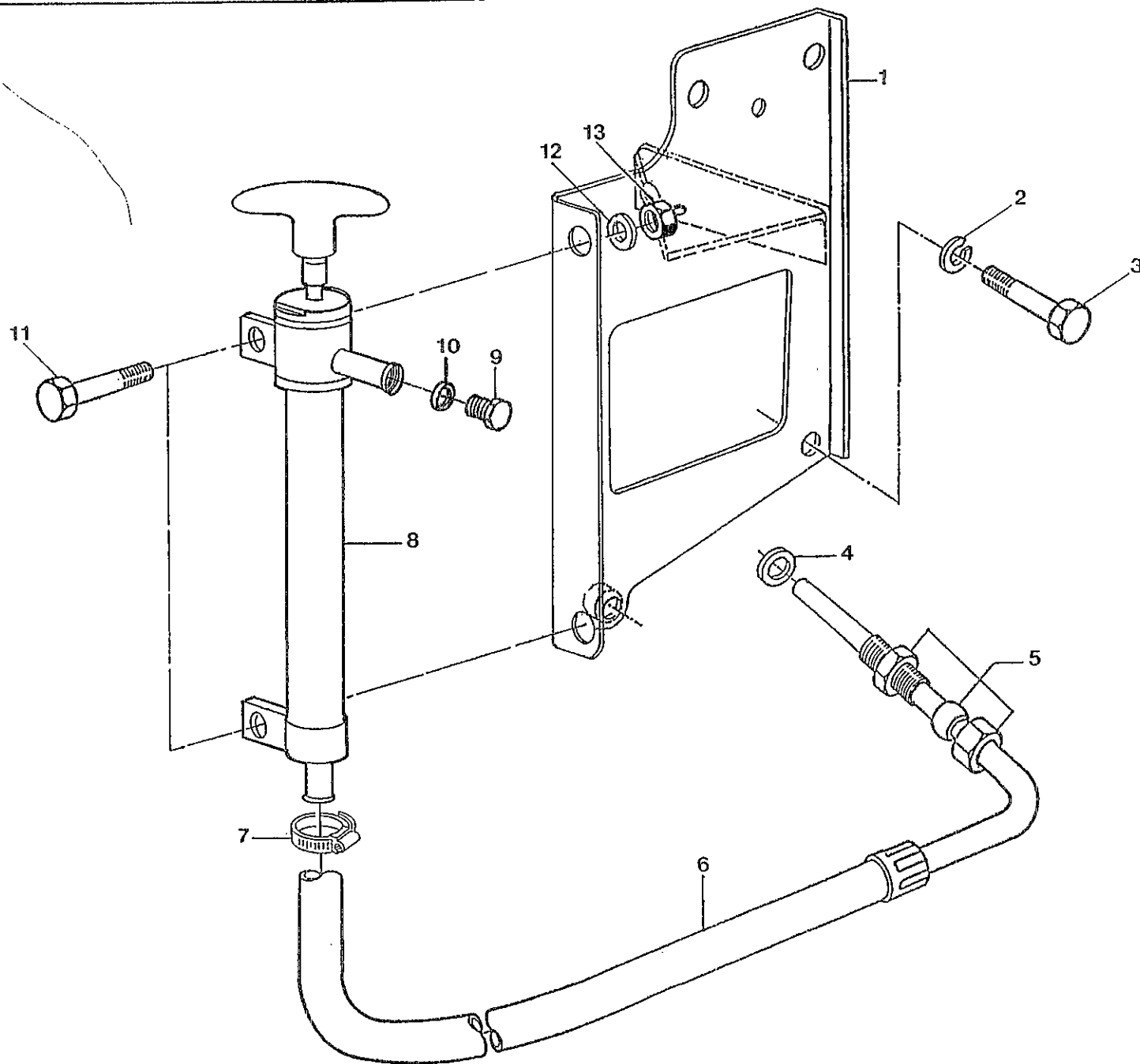
47.01

470118



60.00

600018



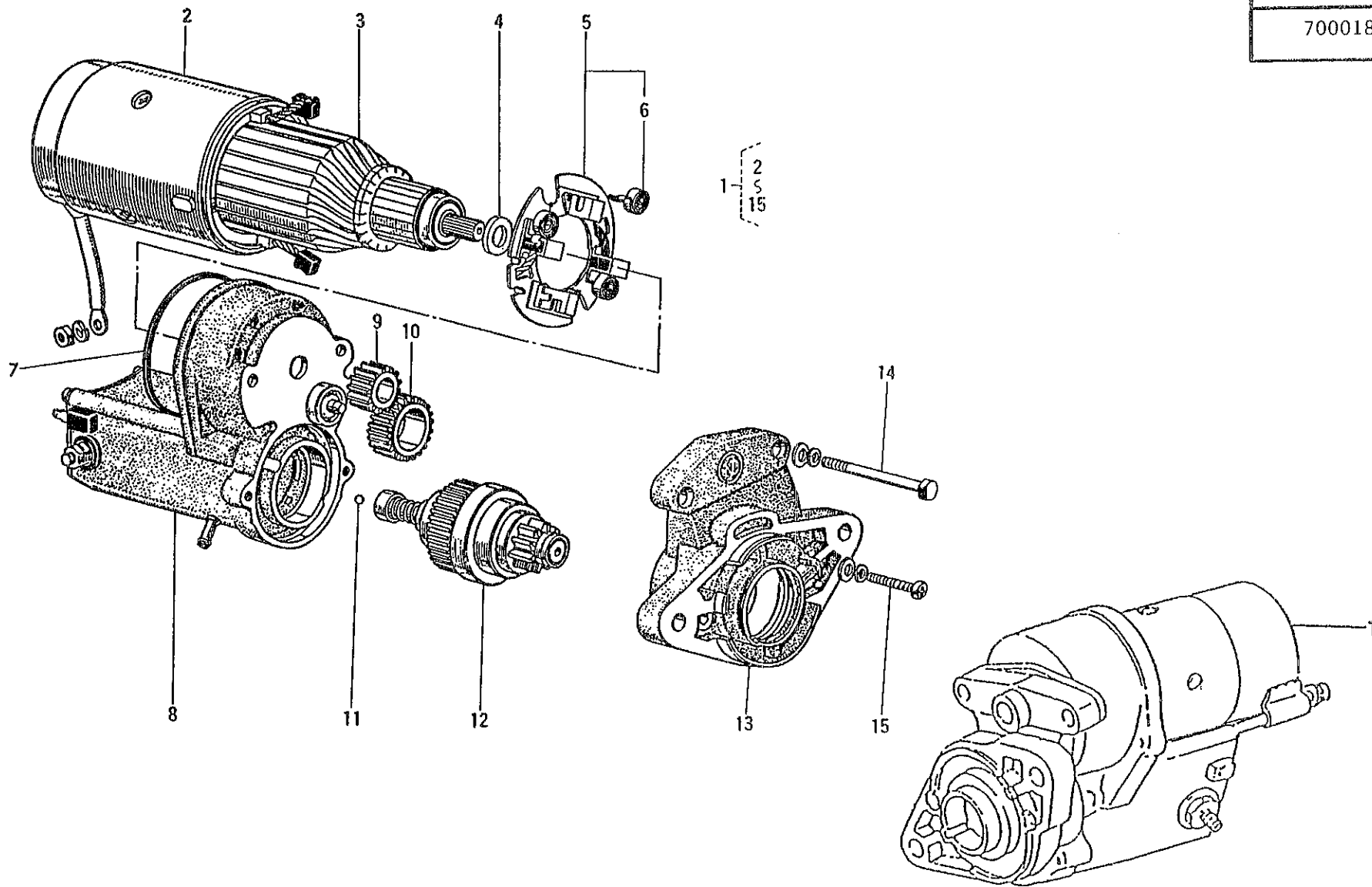
ITEM PART.N	QTY	DESCRIPTION	REMARKS	ITEM PART.N	QTY	DESCRIPTION	REMARKS
-------------	-----	-------------	---------	-------------	-----	-------------	---------

1	302677	1	SUPP,FUELFILTER-OILEXTR.4.1				
2	119138	2	WASHER,SPRING D 8				
3	301280	2	BOLT,HEX M 8X 90				
4	300199	1	GASKET,RING D16				
5	302269	1	COUPLING,FITTING D10				
6	304002	1	HOSE,OIL EXTRACTION 6.280 C				
7	439306	1	CLAMP,HOSE 11-17				
8	439302	1	PUMP,OIL EXTRACTION				
9	832061	1	BOLT,HEX M 8X 10				
10	300288	1	GASKET,M8				
11	439910	2	BOLT,HEX M 6X 16				
12	119149	2	WASHER,SPRING D 6				
13	635460	2	NUT,M 6				
14							
15	302530	1	NUT CONICAL (M18X 1,5)	ITEM 5			
16	301092	1	COLLAR D10	ITEM 5			

ENGINE TYPE	6.280HE	GROUP DESCRIPTION	60.00	PAG.	600018
DATE	2/03/90				

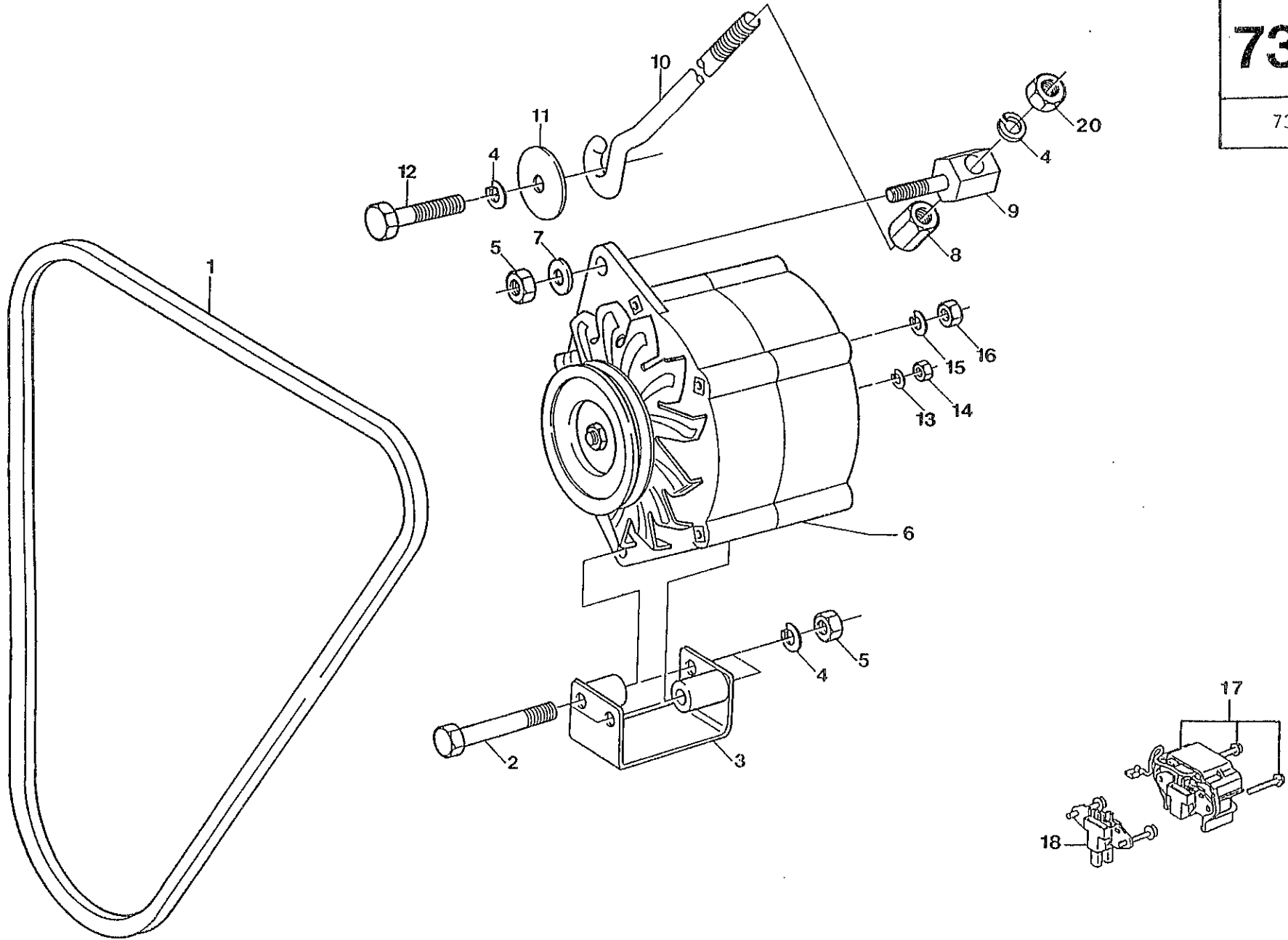
70.00

700018



73.00

730018



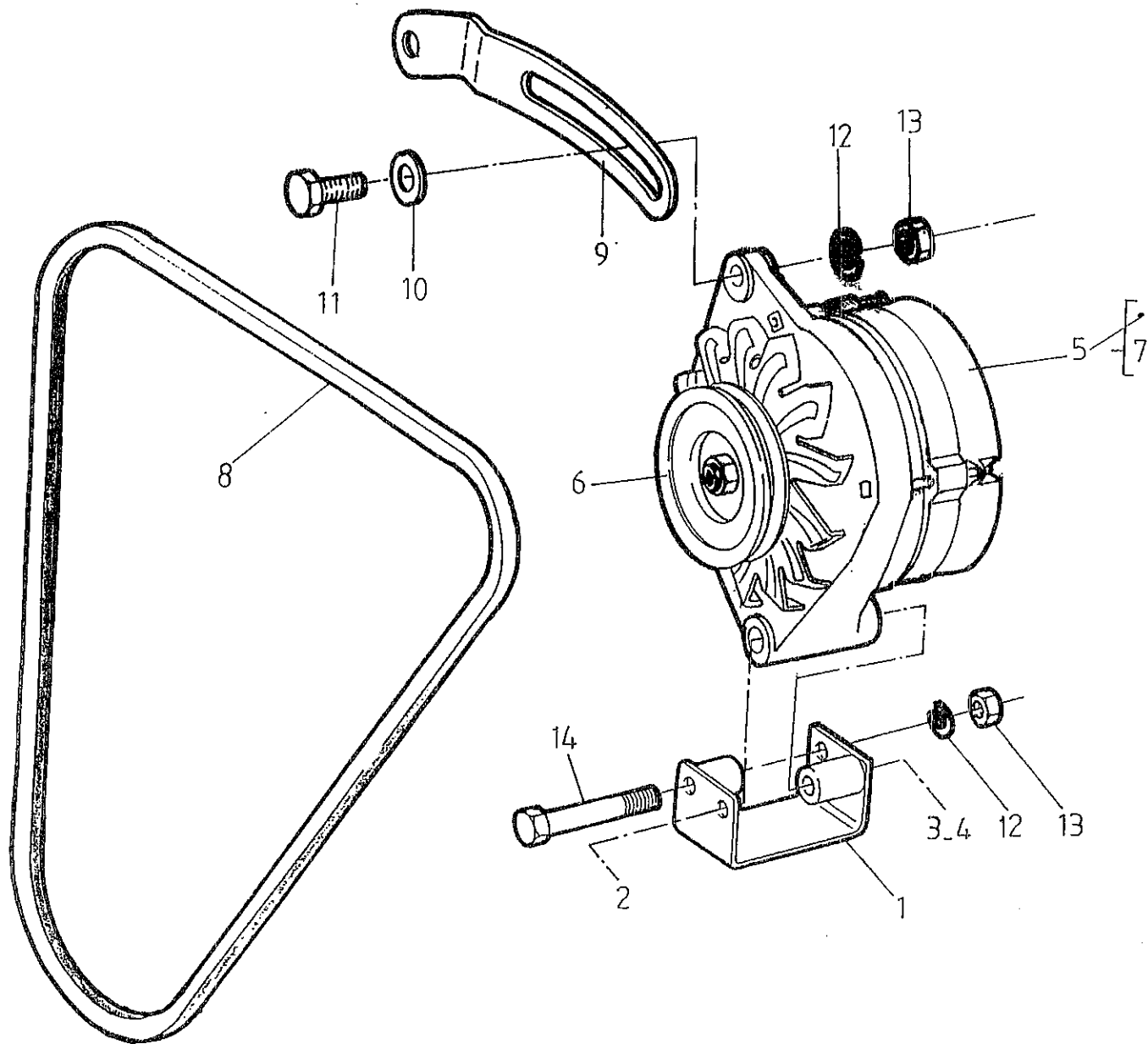
ITEM	PART.N	QTY	D E S C R I P T I O N	REMARKS	ITEM	PART.N	QTY	D E S C R I P T I O N	REMARKS
------	--------	-----	-----------------------	---------	------	--------	-----	-----------------------	---------

1	301448	1	V-BELT,SPA 1120 LW	!
2	607384	2	BOLT,HEX M 8X110	!
3	301720	1	SUPPORT,ALTERNATOR 4.190	!
4	119138	4	WASHER,SPRING D 8	!
5	27322	3	NUT,M 8	!
6	437500	1	ALTERNATOR,14V-55A MOTOROLA 17 ~ 19	!
7	119139	1	WASHER,CORRUGATED D 8	!
8	301735	1	NUT,M 8 SPECIAL	!
9	301722	1	SUPPORT,TIGHTNER V-BELT	!
10	301721	1	TIGHTENER,V-BELT	!
11	304050	1	WASHER,PLAIN D 8 DIA=25	!
12	302212	1	BOLT,HEX M 8X 75	!
13	300318	2	WASHER,SPRING D 5	!
14	609904	2	NUT,M 5	!
15	119149	2	WASHER,SPRING D 6	!
16	635460	2	NUT,M 6	!
17	301763	1	REGULATOR,ALTERNATOR 14V-55	!
18	301698	1	HOLDER,CARBON BRUSH 14/28V-	!
			*	!
20	24015	1	NUT,M 8 A2	!

! ENGINE TYPE !	! GROUP DESCRIPTION 73.00 !	! PAG. !
! 6.280HE !	! ALTERNATOR ASSY.STD !	! 730018 !
! DATE !	! !	! !
! 27/11/89 !	! !	! !

73.02

73.02.18

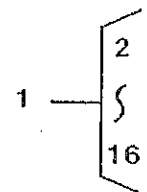
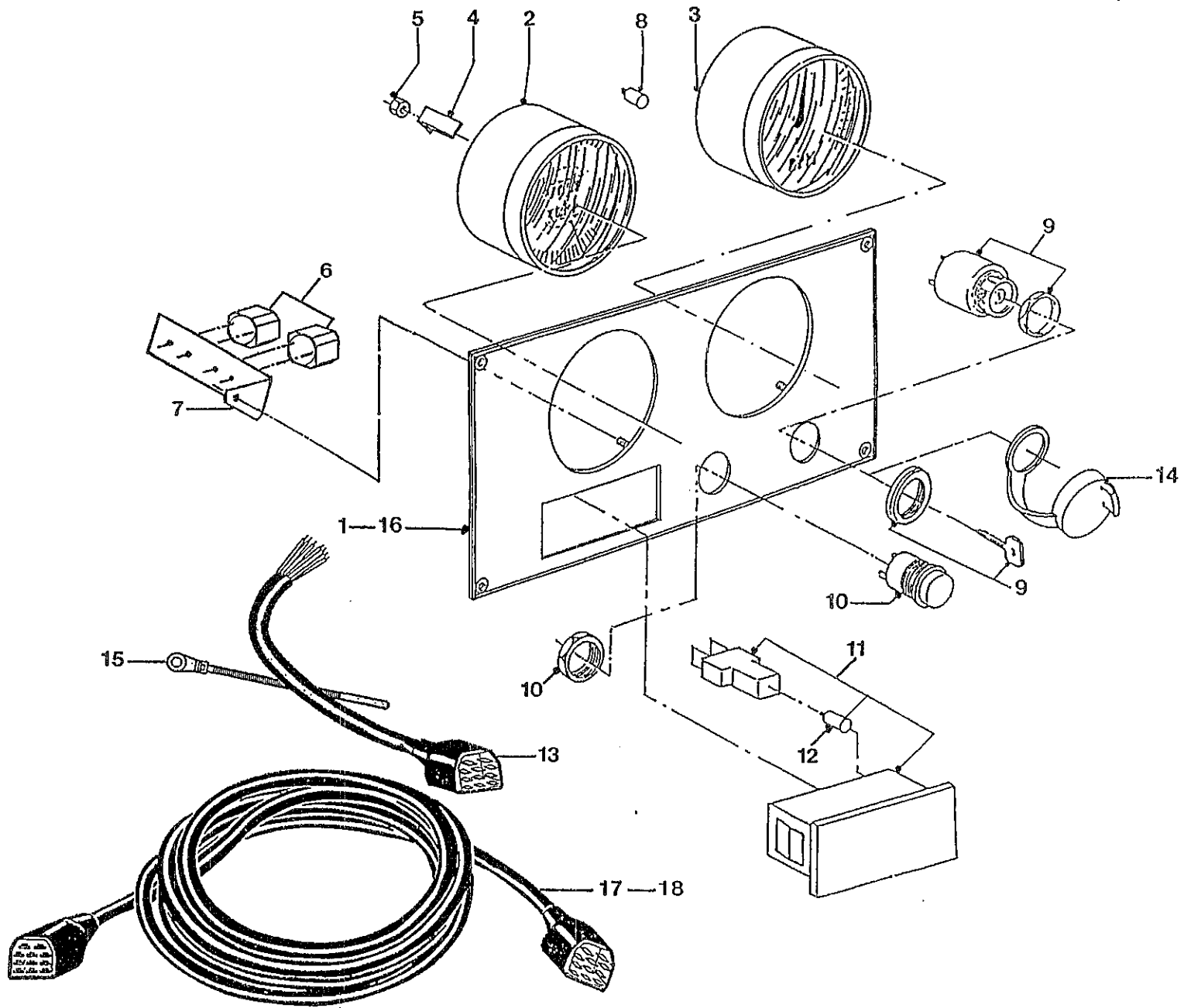


ITEM	PART N.	QTY	DESCRIPTION	REMARKS	ITEM	PART N.	QTY	DESCRIPTION	REMARKS
1	307438	1	SUPPORT ALTERNATOR						
2	307531	1	BOLT, 7/16" UNC 4"						
3	39794	1	WASHER, SPRING 7/16"						
4	307532	1	NUT, 7/16" UNC						
5	307522	1	ALTERNATOR 60A						
6	307521	1	PULLEY						
7	307533	1	REGULATOR, ALT.	ITEM 5					
8	301448	1	V BELT, SPA 1120						
9	307437	1	TIGHTENER						
10	304050	1	WASHER, PLAIN D8-D25						
11	24016	1	BOLT, M8X40						
12	119138	2	WASHER, SPRING D 8						
13	27322	2	NUT, M8						
14	607384	1	BOLT, M8X110						

ENGINE TYPE 6.280 HE	NANNI DIESEL	GROUP DESCRIPTION 73.02	PAGE
DATE 20/04/93		ALTERNATOR ASSY. STD	73.02.18

75.08

750818

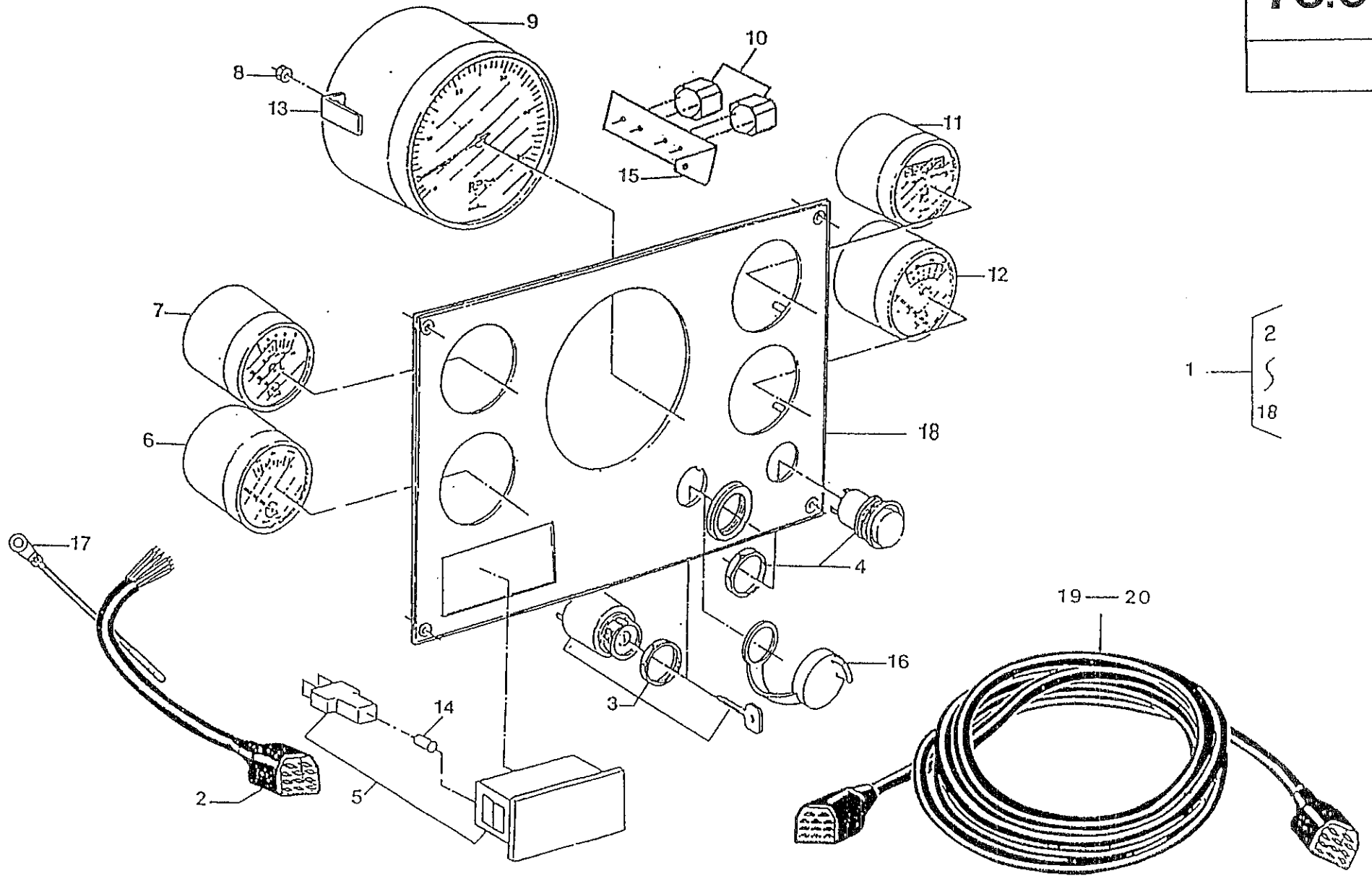


ITEM	PART.N	QTY	D E S C R I P T I O N	REMARKS	ITEM	PART.N	QTY	D E S C R I P T I O N	REMARKS
1	302672	1	PANEL, 2 INSTRUMENTS 12V CPL	2 ~ 16	!				
2	301662	1	GAUGE, VDO, TEMP/VOLT 40-120,		!				
3	301642	1	GAUGE, VDO, TACH, 4000 12-24V		!				
4	300920	8	CLAMP, INSTRUMENTS		!				
5	301191	8	NUT, M 4 A2		!				
6	302684	2	BUZZER, SONITRON SMA 24A P17		!				
7	302689	1	SUPPORT, BUZZER TWIN		!				
8	856011	2	LAMP, MICRO 12V-1, 2W		!				
9	302667	1	SWITCH, BOSCH STARTER + GLOW		!				
10	300967	1	BUTTON, PUSH		!				
11	856005	1	LIGHT, WARNING OIL-BATT-GLOW		!				
12	856011	4	LAMP, MICRO 12V-1, 2W		!				
13	304003	1	WIRING, PANEL 2 INSTR. CPL (11		!				
14	304021	1	CAP RUBBER, SWITCH		!				
15	304019	1	CABLEBINDER, PLASTIC 4, 8X195		!				
16	302669	1	PLATE, PANEL 2 INSTR W/SW GL		!				
17	302665	1	WIRING, INTERMEDIATE 4MTR 11		!				
18	302666	1	WIRING, INTERMEDIATE 8MTR 11		!				

!	E N G I N E	T Y P E	!
!	6.280HE		!
!	D A T E		!
!	1/03/90		!

!	GROUP DESCRIPTION	75.08	!	PAG.	!
!	PANEL 2 INSTRUMENT		!	750818	!
!	PANEL "B" 11 Pos.		!		!
!	(STD EQUIPMENT)		!		!

75.09



PANEL "C" (Optional équipement)

ITEM	PART.N	QTY	D E S C R I P T I O N	REMARKS	ITEM	PART.N	QTY	D E S C R I P T I O N	REMARKS
------	--------	-----	-----------------------	---------	------	--------	-----	-----------------------	---------

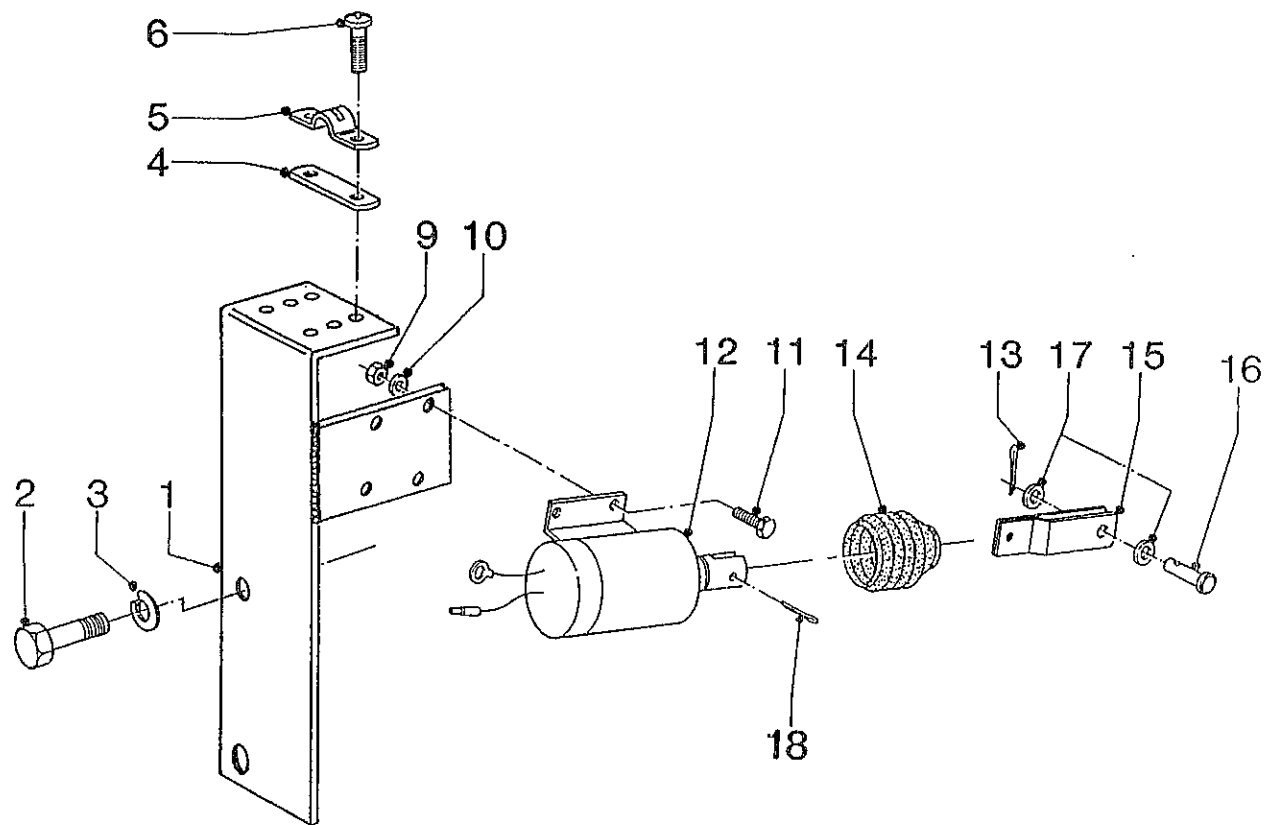
1	302673	1	PANEL 5 INST 3000 RPM 12 V	1~18	!
2	304004	1	WIRING, PANEL 5 INSTR. CPL.		!
3	302667	1	SWITCH, BOSCH STARTER + GLOW		!
4	300967	1	BUTTON, PUSH		!
5	856005	1	LIGHT, WARNING OIL-BATT-GLOW		!
6	850603	1	GAUGE, VDO, TEMP, 40-120, 12V, 2		!
7	850705	1	GAUGE, VDO, PRES, 0- 5B, 12V, 1P		!
8	301191	12	NUT, M 4 A2		!
9	300910	1	GAUGE, VDO, TACH, 3000, 2P, D 85		!
10	302684	2	BUZZER, SONITRON SMA 24A P17		!
11	300742	1	GAUGE, VDO, HOUR, 2P, D 52		!
12	850801	1	GAUGE, VDO, VOLT, 8-16, D 52		!
13	300920	12	CLAMP, INSTRUMENTS		!
14	856011	4	LAMP, MICRO 12V-1, 2W		!
15	302689	1	SUPPORT, BUZZER 2PIECES		!
16	304021	1	CAP RUBBER, SWITCH		!
17	304019	1	CABLEBINDER, PLASTIC 4.8X195		!
18	300790	1	PLATE PANEL 5 INST V		!
19	302665	1	WIRING, INTERMEDIATE 4MTR 11		!
20	302666	1	WIRING, INTERMEDIATE 8MTR 11		!

!	E N G I N E	T Y P E	!
!	6.280HE		!
!	D A T E		!
!	1/03/90		!

!	GROUP DESCRIPTION	75.09	!	PAG.	!
!	PANEL 5 INSTRUMENT		!	750918	!
!	PANEL "C" 11 Pos.		!		!
!	(OPTIONAL EQUIPMENT)		!		!

76.00

760018



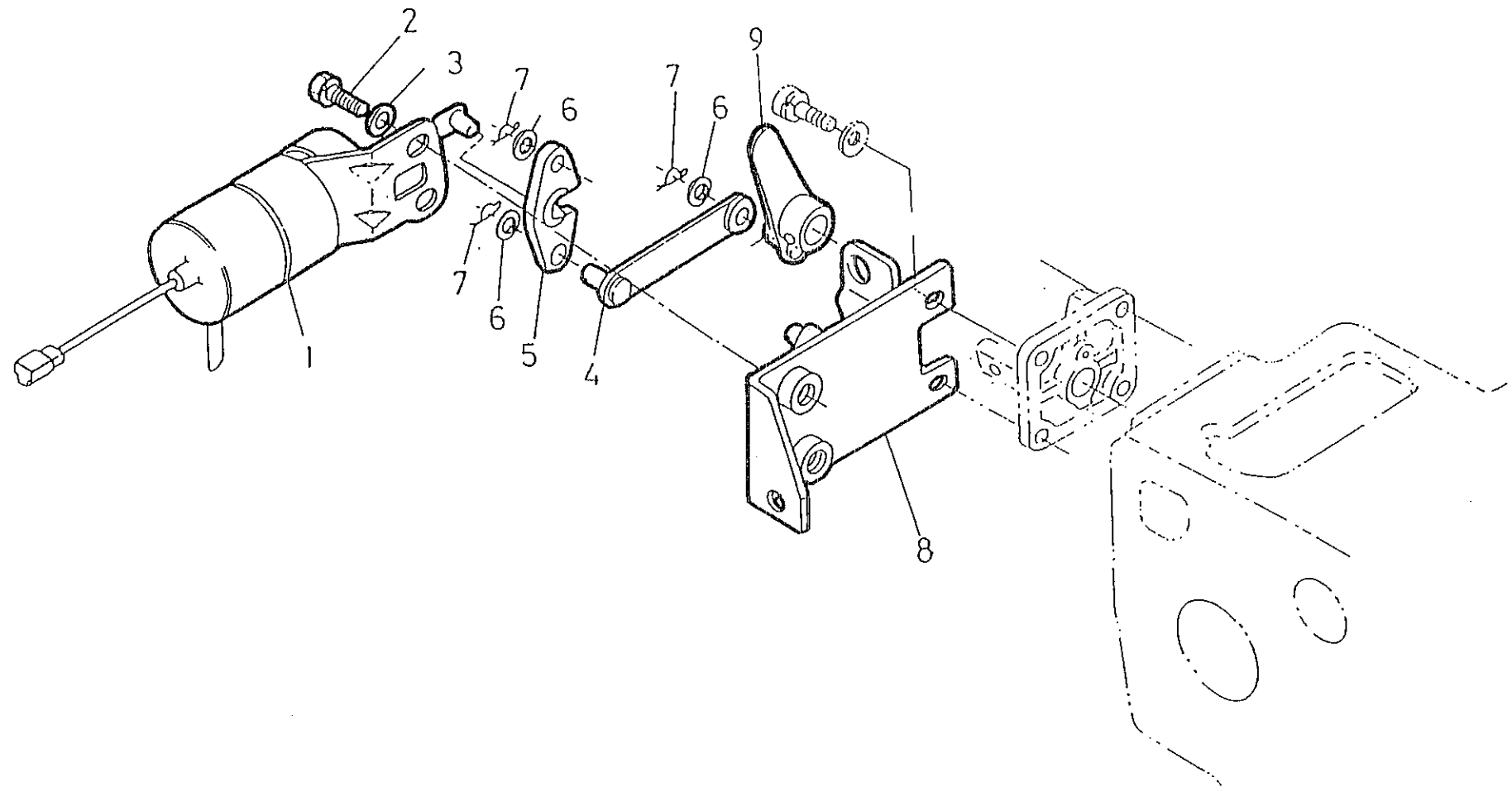
ITEM PART.N	QTY	D E S C R I P T I O N	REMARKS	ITEM PART.N	QTY	D E S C R I P T I O N	REMARKS
-------------	-----	-----------------------	---------	-------------	-----	-----------------------	---------

1	302679	1	SUPPORT,ACC.STOP CONTROL	>307683	!
2	302067	2	BOLT,M10X 70	(23185→)	!
3	302068	2	WASHER,SPRING D10		!
4	300316	1	PLATE,CLAMP		!
5	300315	1	CLAMP,CABLE		!
6	300317	2	BOLT,HEX M 5X 16		!
			*		!
			*		!
9	301882	4	NUT,M 3		!
10	301883	4	WASHER,D 3		!
11	301881	4	SCREW,M 3X 12		!
12	301580	1	SOLENOID,12V 4.190		!
13	635106	1	PIN,COTTER 0,2X20		!
14	302157	1	BELLOWS,STOP SOLENOID		!
15	301579	1	LEVER,STOP 4.190		!
16	635253	1	PIN,ELEC STOP FORK		!
17	635459	2	WASHER,PLAIN D 6		!
18	302265	1	PIN,COTTER 3,2X20		!

!	E N G I N E	T Y P E	!	!	GROUP DESCRIPTION	76.00	!	PAG.	!
!	6.280HE		!	!	ELECTRIC STOP		!	760018	!
!	D A T E		!	!			!		!
!	8/03/93		!	!			!		!

76.01

76 01 18

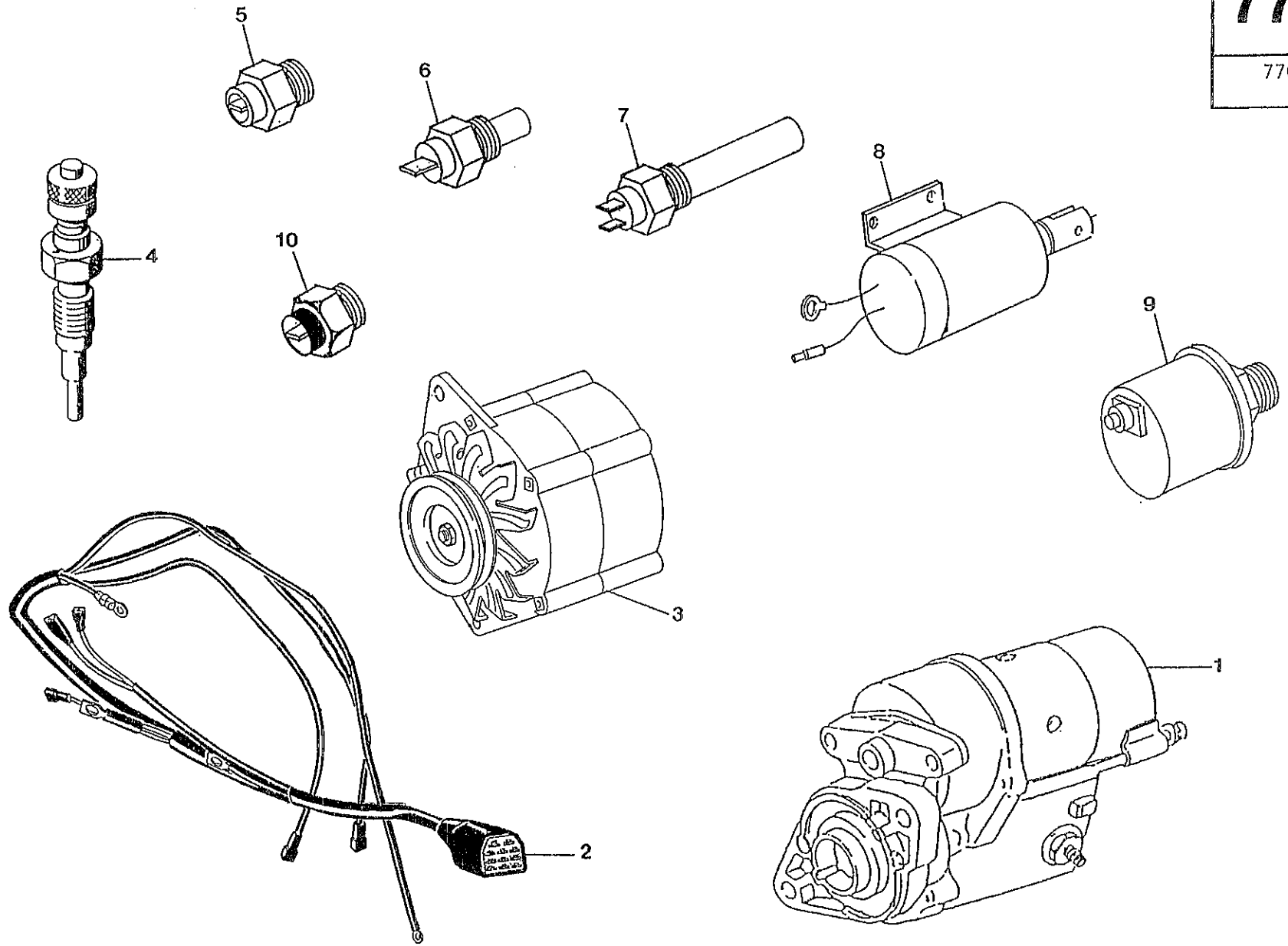


ITEM	PART N.	QTY	DESCRIPTION	REMARKS	ITEM	PART N.	QTY	DESCRIPTION	REMARKS
1	307362	1	SOLENOID STOP	23185 →					
2	490919	2	BOLT						
3	301933	2	WASHER PLAIN						
4	307363	1	LEVER, STOP						
5	307364	1	LEVER, STOP						
6	141326	3	WASHER, PLAIN						
7	307365	3	PIN, SNAP						
8	307366	1	SUPPORT SOLENOID						
9	307360	1	LEVER, ENGINE STOP						

ENGINE TYPE 6.280 HE	NANNI DIESEL	GROUP DESCRIPTION 76.01	PAGE
DATE 15/11/94		ELECTRIC STOP	760118

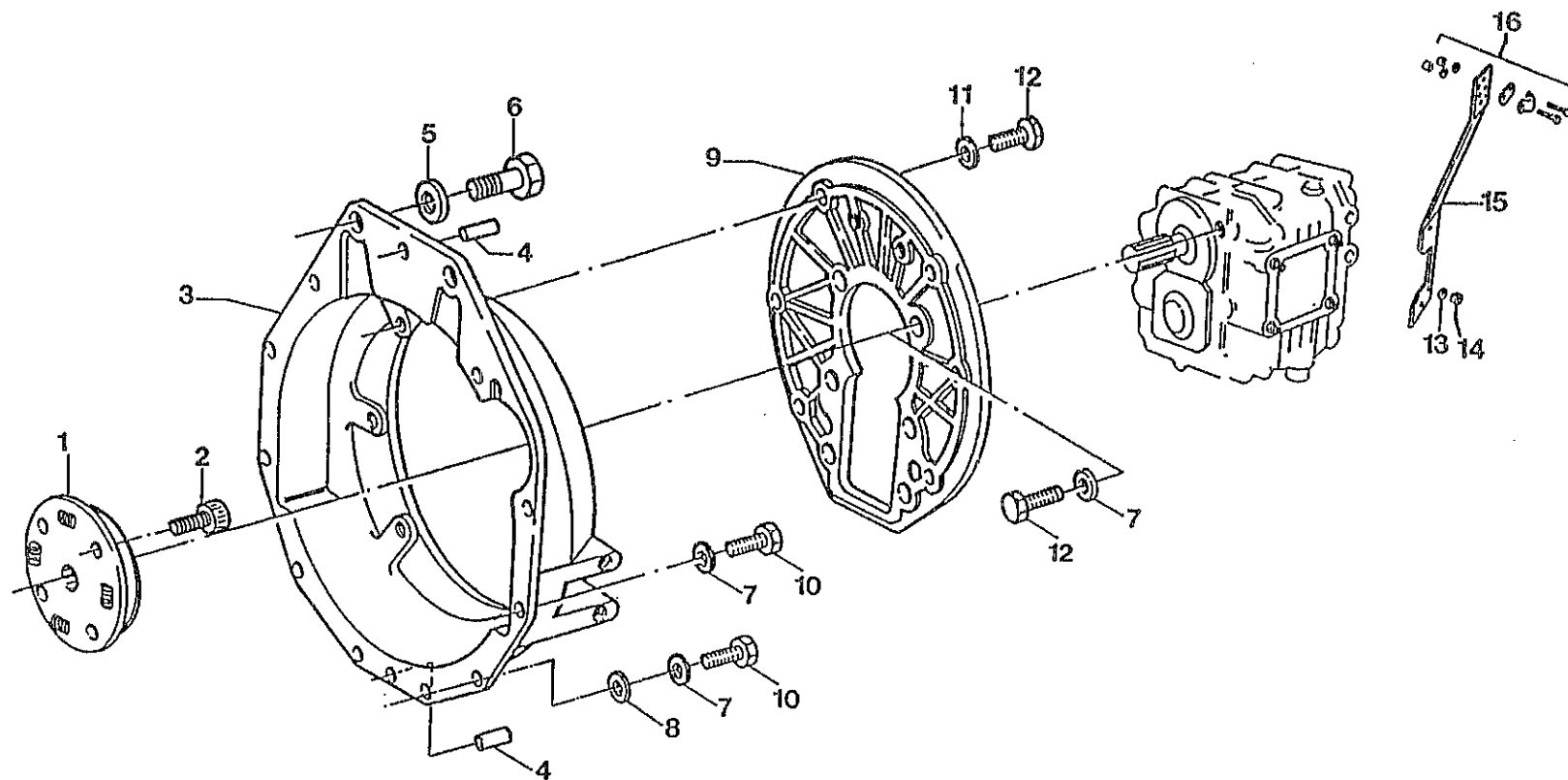
77.01

770118



80.00

800018

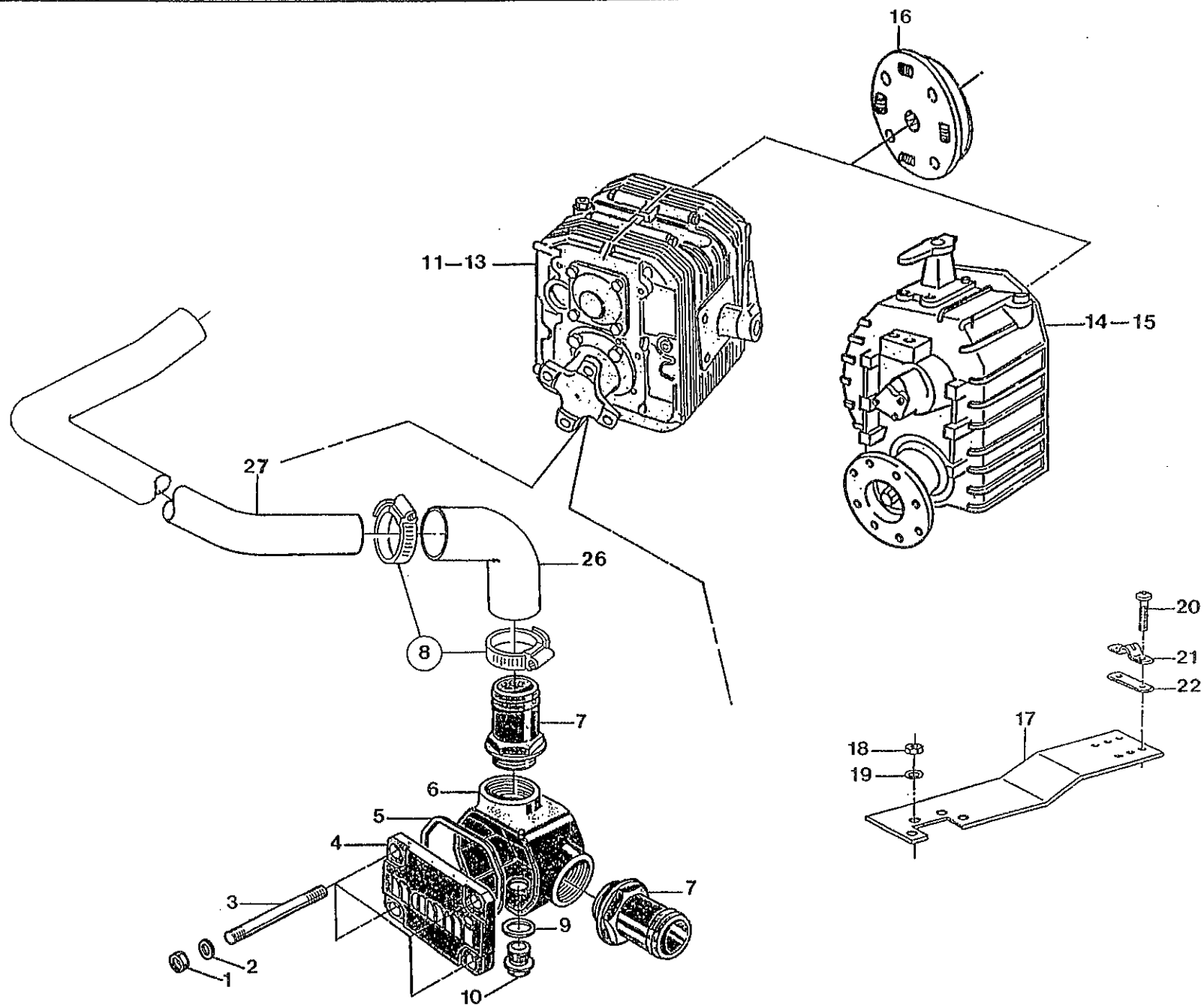


ITEM	PART.N	QTY	D E S C R I P T I O N	REMARKS	ITEM	PART.N	QTY	D E S C R I P T I O N	REMARKS
1	776650	1	DAMPERPLATE,151,5 SAE						
2	119147	8	BOLT,SOCK M 6X 12						
3	301628	1	HOUSING,FLYWHEEL 4.190-6.28						
4	302149	2	PIN,CYLINDRICAL D10X 20						
5	647606	2	WASHER,CORRUGATED D12						
6	304014	2	BOLT,HEX M12x1,25x 35						
7	119139	10	WASHER,CORRUGATED D 8						
8	27323	2	WASHER,PLAIN D 8						
9	302342	1	PLATE,ADAPTOR -HBW250-						
10	119141	9	BOLT,HEX M 8X 20						
11	119137	12	WASHER,CORRUGATED D10						
12	635508	12	BOLT,HEX M10X 25						
13	119139	2	WASHER,CORRUGATED D 8						
14	27322	2	NUT,M 8						
15	300373	1	SUPPORT,CONTROL HBW						
16	835020	1	BRACKET,AND PLATES CPL.						

! ENGINE TYPE !	! GROUP DESCRIPTION	80.00	! PAG. !
! 6.280HE !	! FLYWHEEL - HOUSING		! 800018 !
! DATE !			
! 28/11/89 !			

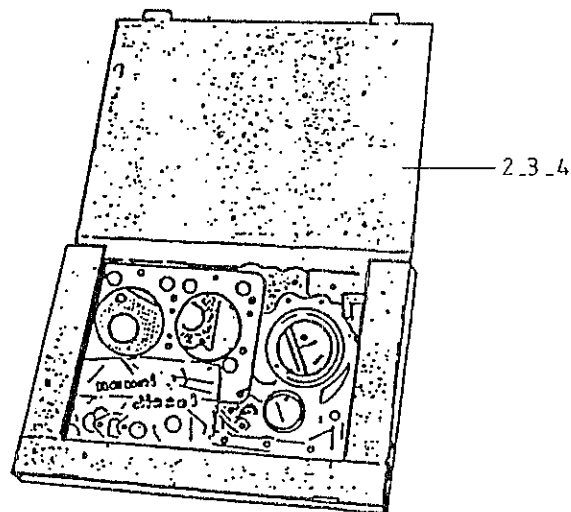
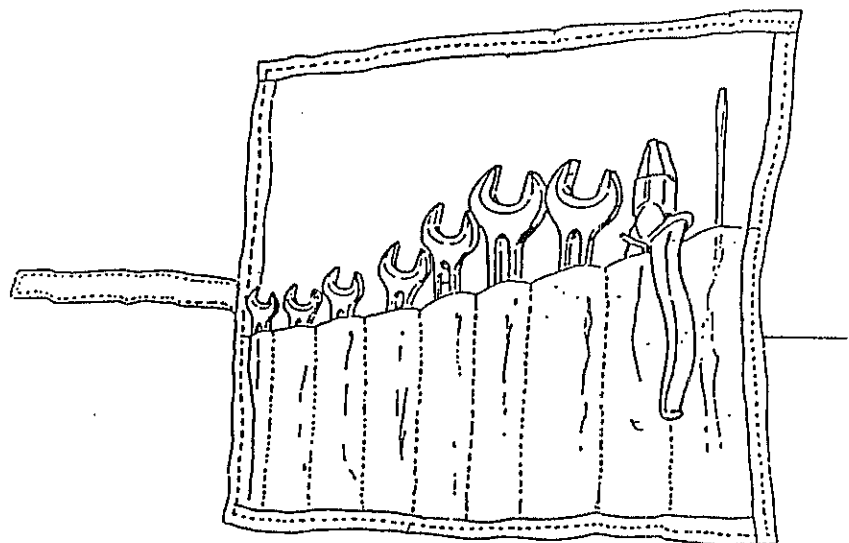
82.00

820018



90.00

900018



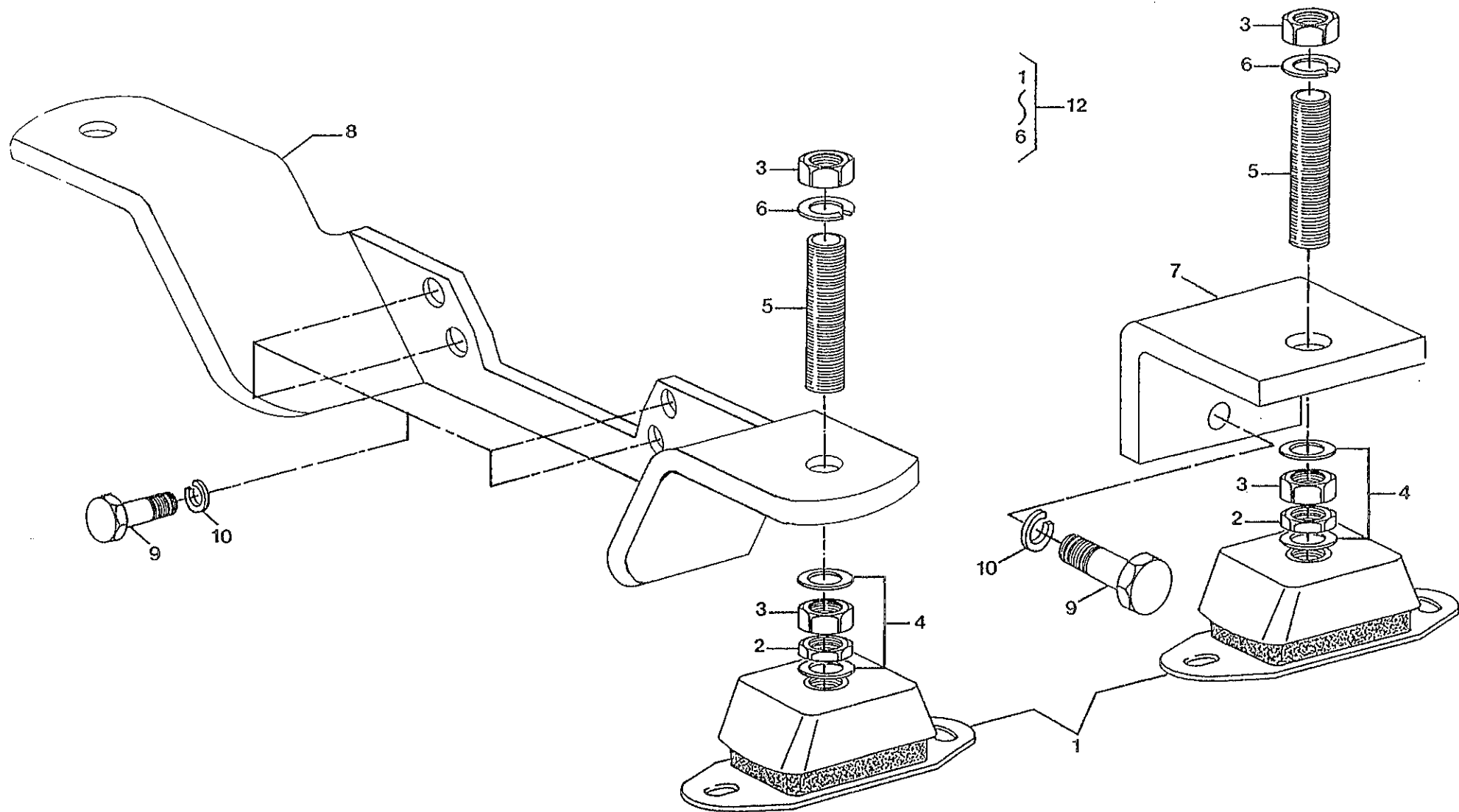
ITEM PART.N QTY D E S C R I P T I O N R E M A R K S I T E M P A R T . N Q T Y D E S C R I P T I O N R E M A R K S

1 609901 1 KIT TOOLS
 2 307190 1 UPPER GASKET KIT 6280
 3 307191 1 LOWER GASKET KIT 6280
 4 307192 1 SET GASKET MARINE

ENGINE TYPE 6.280 HE		GROUP DESCRIPTION 90.00 TOOLS GASKET SET	PAG. 900018
DATE 3/2/92			

91.00

910018



ITEM	PART.N	QTY	D E S C R I P T I O N	REMARKS	ITEM	PART.N	QTY	D E S C R I P T I O N	REMARKS
------	--------	-----	-----------------------	---------	------	--------	-----	-----------------------	---------

1	300701	4	MOUNT,RUBBER 45 MEDIUM SHR						
2	639203	4	NUT,M16 LOW						
3	896520	8	NUT,M16						
4	649108	8	WASHER,PLAIN D16						
5	609116	4	STUD,M16X100						
6	649109	4	WASHER,SPRING D16						
7	302551	2	SUPPORT,MOUNT REAR 6.280/4.						
8	302659	1	SUPPORT,MOUNT FRONT 6.280						
9	304013	8	BOLT,HEX M10x1,25x 35						
10	119136	8	WASHER,SPRING D10						
			*						
12	302345	1	MOUNT,RUBBER CPL.45 MEDIUM	1 - 6					

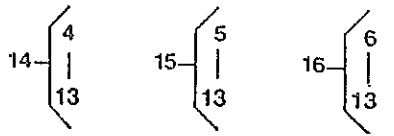
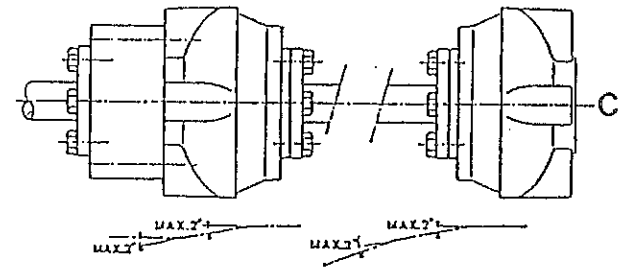
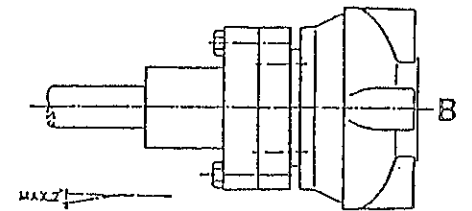
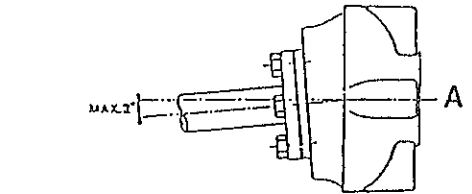
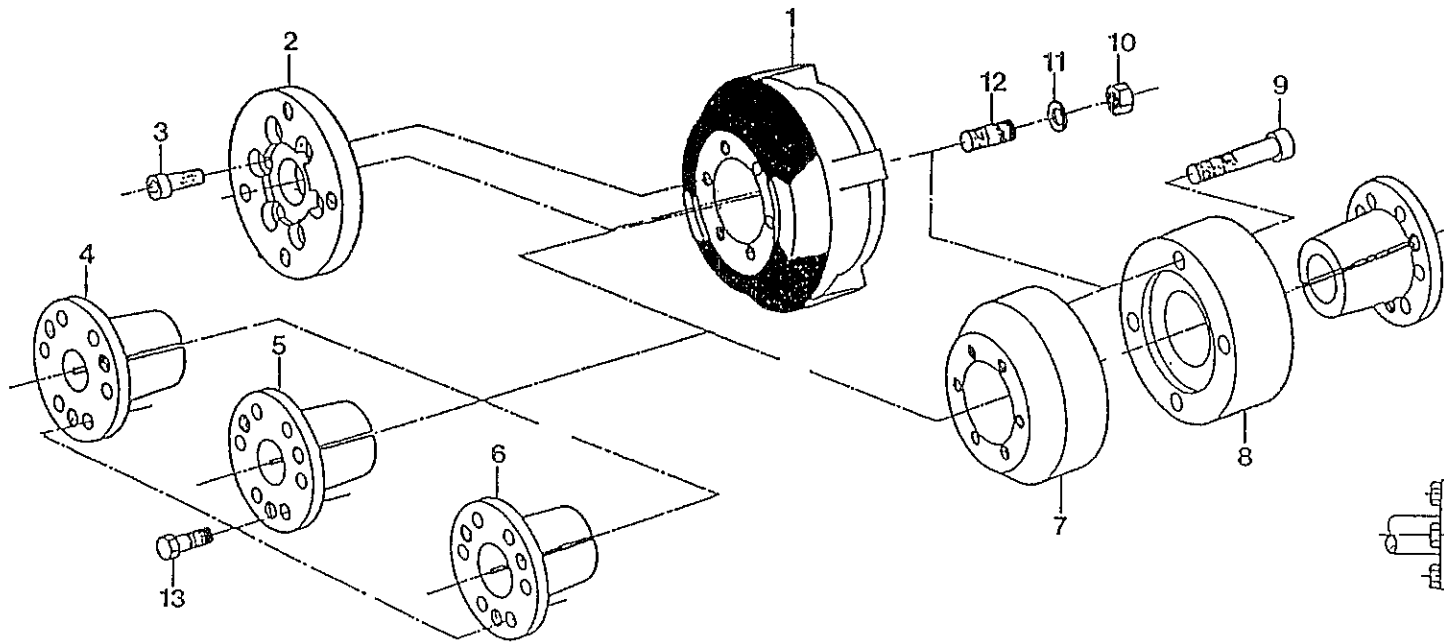
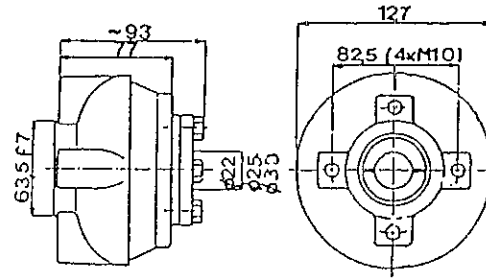
609 115 Support moteur CPL. en ss sh.

! ENGINE TYPE !
! 6.280HE !
! DATE !
! 1/03/90 !

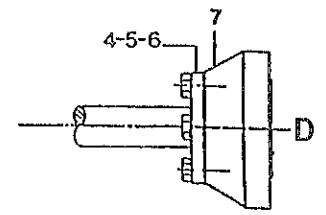
! GROUP DESCRIPTION	91.00	! PAG. !
! ENGINE MOUNT		! 910018 !

96.00

960018



4" MAX.TORQUE 18 Kgm, 2,5HP/100 RPM



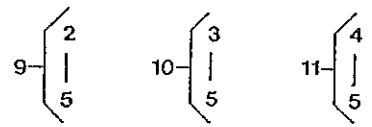
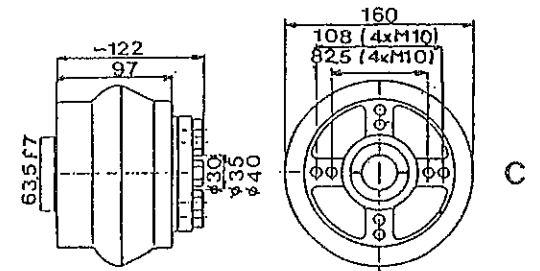
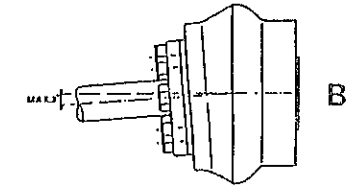
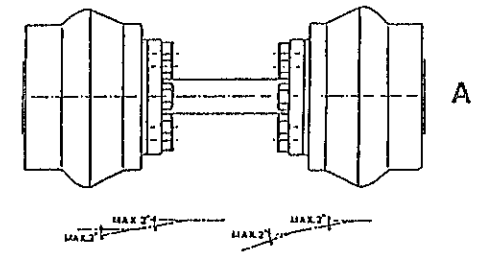
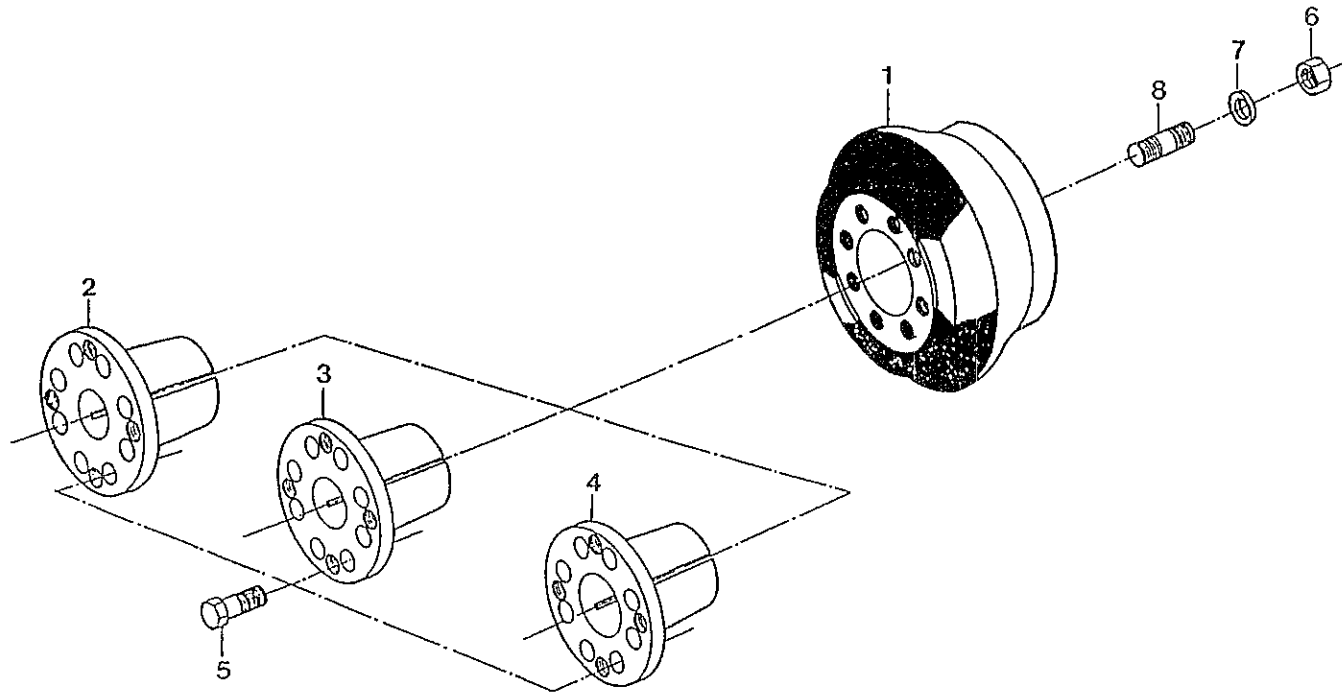
ITEM	PART .N	QTY	D E S C R I P T I O N	REMARKS	ITEM	PART .N	QTY	D E S C R I P T I O N	REMARKS
------	---------	-----	-----------------------	---------	------	---------	-----	-----------------------	---------

1	300733	1	COUPLING, FLEXCOP 4"	INCLUDING 13
2			*	
3			*	
4	301226	1	CONE, CLAMPING 4"22	
5	301104	1	CONE CLAMPING 4"25	
6	301105	1	CONE CLAMPING 4"30	
7	301222	1	COUPLING, RIGID -M-	
8	301221	1	COUPLING, RIGID -F-	
9	609157	4	BOLT, SOCK M10X 55	
10	119143	4	NUT, M10	
11	119136	4	WASHER, SPRING D10	
12	649723	4	STUD, M10X 20	
13	409603	6	BOLT, HEX M 8X25	
14	307180	1	FLEXIBLE COUPLING CPL Ø22	1-4
15	307181	1	" " CPL Ø25	1-5
16	307182	1	" " CPL Ø30	1-6
17	307183	1	RIGID COUPLING CPL Ø22	7-4-13
18	307184	1	" " CPL Ø25	7-5-13
19	307185	1	" " CPL Ø30	7-6-13
20	307186	1	INTERM. RIGID COUPL. CPL Ø22	4-7-8-9-13
21	307187	1	INTERM. RIGID COUPL. CPL Ø25	5-7-8-9-13
22	307188	1	INTERM. RIGID COUPL. CPL Ø30	6-7-8-9-13

ENGINE TYPE 6280 HE	GROUP DESCRIPTION SHAFT COUPLING	96.00	PAG. 960018
DATE 19/1/92			

96.01

960118



5" MAX. TORQUE 36 Kgm, 5HP/100 RPM

DESCRIPTION	GROUP NO.	DESCRIPTION	GROUP NO.	DESCRIPTION	GROUP NO.
CRANK CASE /CYLINDERS	01.00	FRESH WATER PUMP	40.00	PANEL 2 INSTRUMENTS	75.08
OIL PAN - OIL PUMP	01.01	HEAT EXCHANGER EXH. MANIFOLD	46.00	PANEL 5 INSTRUMENTS	75.09
TIMING CASE	02.00	HEAT EXCHANGER EXH. MANIFOLD	46.01		
CYLINDER HEAD COVER	05.00			ELECTRIC STOP	76.00
CYLINDER HEAD	09.00	SEA WATER PUMP ASSY.	47.00	ELECTRIC'S	77.01
VALVES & SPRINGS	10.00	SEA WATER PUMP	47.01	FLY-WHEEL HOUSING	80.00
CAMSHAFT	11.01	OIL EXTRACTION PUMP	60.00	REVERSING GEAR	82.00
SPEED CONTROL	14.00			TOOLS GASKET SET	90.00
ENGINE STOP LEVER	14.02	STARTER MOTOR - SPARE PARTS	70.00	ENGINE MOUNT	91.00
GOVERNOR	14.03	ALTERNATOR ASSY. STD.	73.00	SPARE PARTS KIT	95.00
CRANKSHAFT PISTONS	15.00			SHAFT COUPLING 4"	96.00
CRANKSHAFT - MAIN BEARING	15.01			SHAFT COUPLING 5"	96.01
FLYWHEEL	17.00				
CAMSHAFT FUEL	20.01				
INJECTION & FUEL PUMP	21.00				
INJECTION LINES NOZZLES	22.00				
FUEL FILTER ASSY.	23.00				
AIR FILTER	30.00				

INDEX 00.00

namdiesel

GROUP DESCRIPTION 00.00

PAGE
000018

DATE